


تم تحميل ورفع المادة على منصة



للعودة الى الموقع اكتب في بحث جوجل



المعلم التعليمي



ALMUALM.COM

دفتر تحضير

رابع ابتدائي

Unit 1 – Our School

Lesson 1- New Friends

Aims :

- * To identify new characters.
- * To listen to descriptions of people.
- * To ask and answer about people.
- * To write about yourself.
- * To revise consonant clusters: bl, fl, pl, sl.

Learning objectives:

- * Hold up page 8 of the Pupil's Book.
- * Tell pupils they are going to listen to and read about four children describing themselves.
- * Play Track, ask pupils to listen again and match each description with the correct picture.
- * Ask pupils to look at the speech bubbles.
- * Encourage pupils to give whole sentences, not one-word answers.

vocabularies :

age , best , friend , favorite, classroom, grade .

Materials :

Pupil's Book p 8-9.
Activity Book p 4-5.

دفتر تحضير

رابع ابتدائي

Unit 1 - Our School

Lesson 2 - Our Playground

Aims :

- * To identify playground objects.
- * To learn prepositions of movement.
- * To read and write prepositions of movement.
- * To talk about likes and dislikes.

Learning objectives:

- * Ask the class to look at the picture on page 10 in the Pupil's Book.
- * Talk about their playground, what's in it and what they would like to have in it.
- * Play Track 5 and get pupils to listen and point to each playground object.

Language :

prepositions of movement (up, through, around , down, along)

Vocabularies :

playground , tunnel , swing , roundabout,
ladder , slide , bars.

materials :

Pupil's Book p 10-11.

Activity Book p 6-7.

دفتر تحضير

رابع ابتدائي

Unit 1 – Our School

Lesson 3- Playground Rules

Aims :

- * To read rules.
- * To talk about rules using do and do not (don't)
- * To learn a song to revise playground objects.
- * To write their own classroom rules.
- * To revise consonant clusters: cl, cr, pl, st, sl, gr, sw.

Learning objectives:

- * Write Walk and a tick and Run and a cross.
- * Say Open your Pupil's Books on page 12.
- * Read the rubric: Listen and point to the correct picture.
- * Play Track 8 and get pupils to point to the correct picture while they are listening.

Language :

verb to do .

Materials :

Pupil's Book p 12-13.

Activity Book p 8-9.

دفتر تحضير

رابع ابتدائي

Unit 1 – Our School

Lesson 4- What's in my school bag?

Aims :

- * To revise items often found in bags.
- * To learn adjectives for describing people and things.
- * To identify opposites.

Learning objectives:

- * Say Open your Pupil's Book on page 14.
- * Give pupils time to decide, either alone or in pairs.
- * Tell pupils that they are going to listen and check their answers.
- * Show the class two bottles – one big and one small.
- * Tell pupils to turn to page 15 in the Pupil's Book.
- * Ask pupils to look at the words in the box.
- * Get pupils to write the words carefully.

Language :

Word and opposite / long # short / big # small / old # young

There is a - an.

There are some..... ..

Materials :

Pupil's Book p 14-15.

Activity Book p 10-11.

دفتر تحضير

رابع ابتدائي

Unit 1 – Our School

Lesson 5- What's the difference?

Aims :

- * To listen, identify and say comparatives.
- * To listen to and say a rhyme.
- * To compare themselves to other people.
- * To count the numbers 10–100.

Learning objectives:

Ask pupils who they can see in the two pictures.

Tell pupils to listen to Yousif and Lina speaking.

Play Track 15 and then drill the sentences with the class.

Ask the class What's the opposite of 'long'?

Hold up page 16 of the Pupil's Book and make sure that the pupils understand.

While they are matching, copy the exercise onto the board.

Review the first activity at the top of page 16.

Play Track 16 and ask pupils to follow the words with their finger.

Get the class to look at page 17 in the Pupil's Book.

There is repetition and strong rhyme and rhythm here that will help pupils join in.

Language :

Comparative of adjectives

Materials:

Pupil's Book p 16–17 .

Activity Book p 12–13.

دفتر تحضير

رابع ابتدائي

Unit 1 – Our School

Lesson 6- Packing My School Bag

Aims :

- * To read an email about school lessons.
- * To talk about a school timetable.
- * To ask and answer about belongings using Whose?
- * To write sentences about belongings.

Learning objectives:

Say Open your Pupil's Book on page 18.

Tell pupils to look at the first email and ask .

Ask pupils to look at the second email.

Tell pupils to look at the conversation between the two children at the bottom of page 18.

Direct pupil's back to the Pupil's Book.

Play Track 21. Pupils listen and write.

Tell pupils to look at the sentences at the bottom of the page.

Tell pupils to look at the dialogue at the bottom of page 19.

Practise the pronunciation of the word Whose...?

Language :

Whose + noun + is this ?

Whose + noun + are these ?

Materials:

Pupil's Book p 18-19.

Activity Book p 14-15.

دفتر تحضير

رابع ابتدائي

Unit 1 – Our School

Lesson 7- At the School Shop

Aims :

- * To learn words for things in the school shop.
- * To listen and identify a correct picture.
- * To decide where to put things using top, middle, bottom.
- * To learn to spell four high-frequency words (here, there, than, whose)

Learning objectives:

Tell pupils to open their Pupil's Book on page 20.

Ask pupils to look at the words in the box.

Read the rubric together.

Read the rubric together as a class and explain they should listen and decide which picture, A or B, is correct.

Ask pupils to look carefully at the two pictures at the bottom of page 20.

Play Track 22 and pupils choose the correct picture.

Play Track 23 and get pupils to follow the dialogue.

Explain to pupils that they are going to talk in pairs about their shop.

Pupils work together, talking and deciding where to put the items in their shop.

Materials:

Pupil's Book p 20–21.

Activity Book p 16–17.

دفتر تحضير

رابع ابتدائي

Lesson 2 - Around the World

Lesson 3- Are they the same?

Aims :

- * To compare two countries and review comparatives.
- * To learn numbers from 100 to 1,000.
- * To listen to and say a rhyme.
- * To play a game of bingo.

Learning objectives :

- 1- Tell pupils to open their books on page 30 of the Pupil's Book.
- 2- Explain that they are going to hear someone giving details about Libya and England.
- 3- As they listen ask them to read the fact file and find the information
- 4- Play Track 33 and get pupils to point to the facts as they hear them.
- 5- Set a time limit and when pupils have finished, elicit the answers from the whole class.
- 6- Read the title of the rhyme together.
- 7- Write a few large numbers on the board, for example, 100, 500, 900 and elicit the numbers.
- 8- Tell pupils to look at the number wheel at the bottom of the page and the two speech bubbles.

Language :

Information file , What's the number?

Vocabulary :

hundred , two hundred , three hundred , four hundred , five hundred , six hundred , seven hundred, eight hundred, nine hundred, thousand.

Materials:

Pupil's Book p 30-31.
Activity Book p 24-25.

دفتر تحضير

رابع ابتدائي

Lesson 2 - Around the World

Lesson 6- Geography: Country Profile

Aims :

- * To talk about the geography of Libya.
- * To learn some geographical terms.
- * To learn adjectives to describe a country.
- * To talk about a picture.

Learning objectives:

- 1- Say Open your Pupil's Book on page 36.
- 2- Get pupils to look at the picture and elicit what they can see. Write the words on the board for them.
- 3- Play Track 41 and ask pupils to point to the different places as they listen.
- 4- Tell pupils to look at page 37 of the Pupil's Book and point to the compass.
- 5- Explain that they are going to listen and read about the geography of Libya.
- 6- Play Track 42 and tell pupils to follow the text with their finger.
- 7- Tell pupils to read the text again and then match the adjectives on the left with the nouns on the right.

Vocabulary :

north , south, west , east river , city , mountain,
field , oil field, desert , village , stream , lake , small
, dry green, high, big, long.

Materials :

Pupil's Book p 36-37.
Activity Book p 30-41.

دفتر تحضير

رابع ابتدائي

Lesson 2 – Around the World

Lesson 7– Guess what it is!

Aims :

- * To revise geographical words.
- * To listen to a puzzle and guess what it's about.
- * To write a puzzle.
- * To practise spelling high-frequency words (from, about, that, say)

Learning objectives :

- 1- Tell pupils to open their Pupil's Book on page 128.
- 2- Ask Who can you see in the picture? What do you think they are doing?
- 3- Play Track 43, Part 1. Pupils listen to the four children talking.
- 4- Elicit what kind of game the children are playing.
- 5- Ask pupils to see if they can guess what the children are describing each time as they listen.
- 6- Explain that pupils are going to listen again and this time they must write down the answer.
- 7- Get pupils to look at the pictures at the top of page 39.
- 8- Put pupils into pairs. Tell Pupil A to read the puzzles on the left side and Pupil B to read the puzzles on the right side.

Language : What is it?

Materials :

Pupil's Book p 38–39.
Activity Book p 32–33.

دفتر تحضير

رابع ابتدائي

Lesson 2 – Around the World

Lesson 8– City Mouse and Village Mouse

Aims :

- * To listen to and read a story.
- * To identify groups of words.
- * To practise writing new words and phrases.

Learning objectives :

- 1- Tell the class they are going to listen to a story.
- 2-Get them to look at pages 40 and 41 in the Pupil's Book.
- 3- Give them some time to look at the pictures and guess what is happening.
- 4-Play track 44 and encourage pupils to point and follow the pictures.
- 5- Use this opportunity to find out what pupils learnt from the story .

Materials :

Pupil's Book p 40-41.
Activity Book p 34-35.

دفتر تحضير

رابع ابتدائي

Lesson 2 - Around the World

Lesson 5- About Time

Aims :

- * To revise telling the time – o'clock.
- * To learn to tell the time using minutes.
- * To practise listening and responding to requests.

Learning objectives :

- 1- Tell pupils to open their Pupil's Book on page 34.
- 2- Elicit who they can see (Yousif and Lina) and ask what they are doing.
- 3- Tell pupils to listen to Yousif and Lina speaking and ask them to point to the pictures as they listen.
- 4- Play Track 39 and check that pupils are following correctly.
- 5- Point to the two clocks on page 34 and ask What's the time?
- * 6- Tell pupils to look at picture 5 on page 125 and practise saying the numbers as a class.
- 7- Play Track 39 again then put pupils into pairs and ask them to practise saying the conversation between Yousif and Lina.
- 8- Practise with open pairs questioning and answering the time.

Language :

What is the time ? / can , can't.

Vocabulary :

time , o'clock, past , to , count , Cardboard/paper, marker pens.

Materials :

Pupil's Book p 34-35.

Activity Book p 28-29.

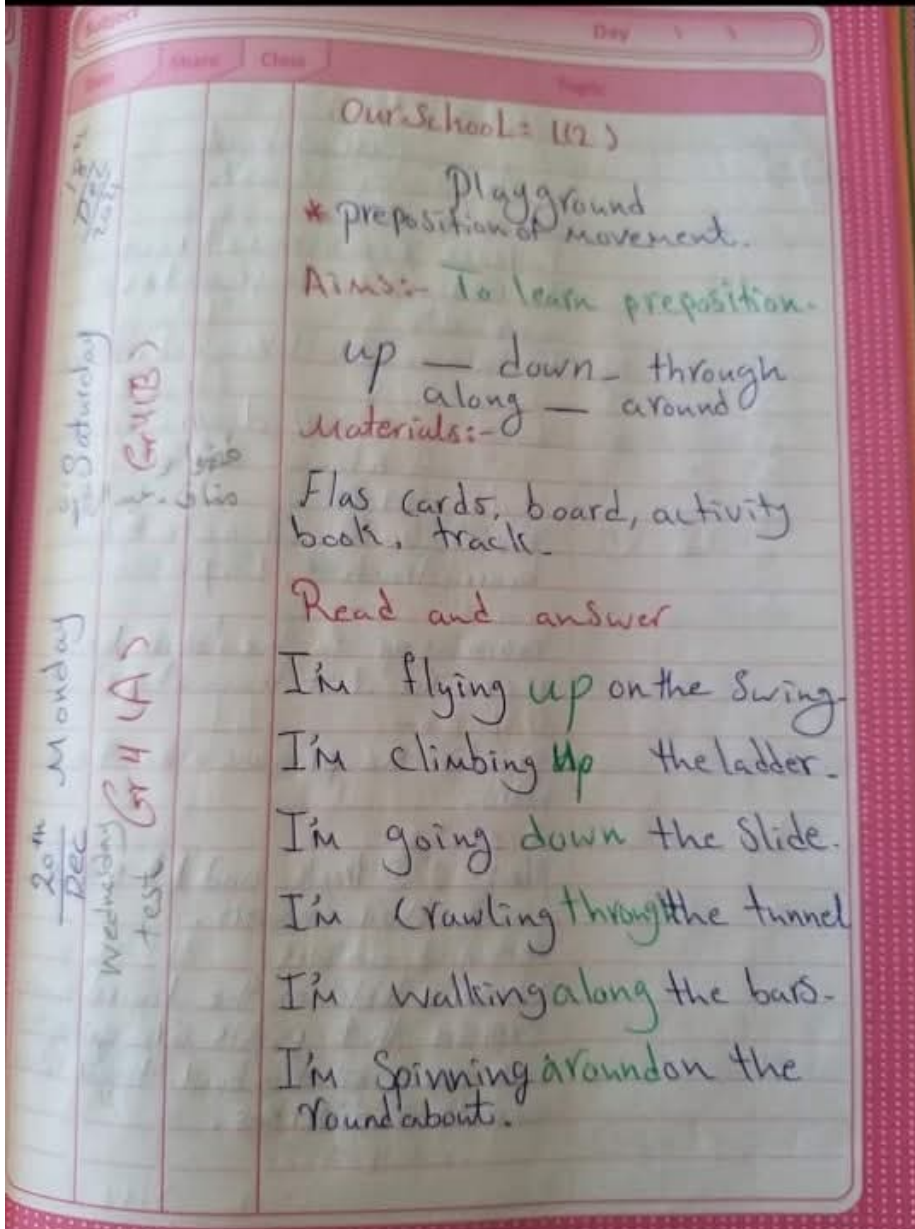
Subject		Day	
Date	Share	Class	Topic
9 th 12/2021		Gr. 4 > A+B	Unit 1:- Let's Our School New Friends
December			Aims:- To introduce new characters to listen to descriptions of people
			To ask and answer about people to write about consonant cluster. FI - MI - SI
			Materials:- Flash cards, Marker, duster, Pupils book page (8) (4), Track (1-4)
			Warmer:- Stage I:- Warming up to the lesson, Say hello to the class.
			Stage II:- Tell pupils to this lesson they will find New characters . They will meet expression like something
1 2 3 4 5 6 7 8 9			Stage III:- Listen and read. play a track again and ask them to match characters with picture.

Let's
Check

Subject			Topic
Date	Share	Class	
			Feedback:-
1-			How old is lina?
2-			How old is yousif?
3-			What colours hair does nadia have.
			H-W
			Write From one to ten.
			Write about yourself.

Subject	Date	Share	Class	Day	Topic
	13 th Dec				Unit 1:- L1
Saturday			Primary 4 (A+B)		Our School
First					<p><u>Activity book</u></p> <p>Read about Lina write about yourself.</p> <p><u>Aims:-</u> Tell Pupils that they are going to write about your name, Age, and who they live.</p> <p><u>Materials:-</u> Marker, board, activity book, track (L)</p>
Monday					<p>Ask pupils to listen - check their answer -</p> <p><u>write :-</u> bl - fl - pl - sl on the board -</p> <p>Play a track and point to each consonant cluster as Pupils Listen.</p> <p>Tell pupils to complete the Vocabulary -</p> <p>bl ack fl ower sl eep pl ane pl ant</p> <p><u>Feedback:-</u> Talk about yourself.</p>
Fourth					

Date	Story	Class
15/12/2021		
Wednesday	First - Second	Gr - 4(A+B)
		<p>Unit 3 :- L2 Our playground Previous Learning :- Revision the last lesson.</p> <p>Aims :- To identify playground objects. To learn about likes and dislikes.</p> <p>Materials :- Pupils book, activity book page (10-11), Flash cards, board, Tracks (6)</p> <p>Language :- Swing tunnel slide bars ladder Youndabout preposition of movement. up down around along</p> <p>procedure :- warming up to the lesson talk about their playground. Tell pupils to read the sentence and complete with a playground</p> <p>Feedback :- Play a game with a flash cards</p>



Unit 1: Lesson 3.
Our School
Activity Book

22nd Dec

Wednesday

First

Gr. 5-6

Specific Aims:-
To learn prepositions of movement.
To read and write prepositions of movement.
To talk about likes and dislikes.

Language:- up - down - through
along - around.

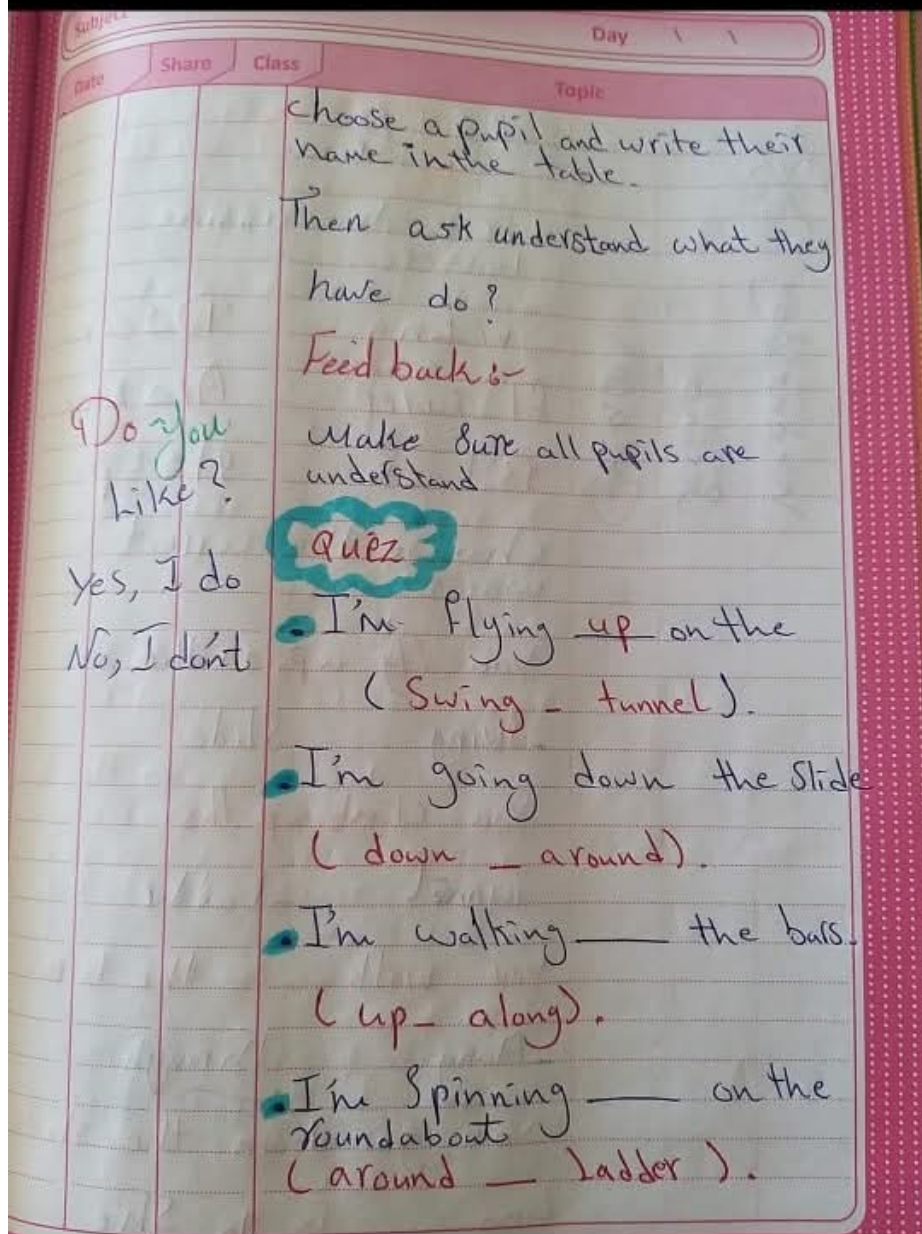
Materials:-
Pupils' book and activity book.
board, Track 5-7 playing.

Procedure:-
Warming up to the lesson by
review the last lesson of preposition.

Stage 1:-
practise the pronunciation of each word.

Stage 2:-
Play track and let pupils
check their answers.

Ask and answer.
Draw a table on the board and
explain that pupils are going to
ask each other about their likes
and their dislikes.



Subject	Date	Share	Class
	22nd Dec		
	Wednesday		
	Second		
			Gr-4(A)

Exam

Write the missing letter.

Swing	Down
Flower	Around
Black	Sleep

Choose the correct words

You fly up on the

- Swing Slide

You climb up the

Tunnel - Ladder

You walk ----- the bars.

- Along Through

You go down the slide

Lina

Date	Share	Class	Day	Topic
				He <u>She</u>
				Match
1				Ladder a ↓
2				Slide b 
3				Tunnel c 
4				Flower
5				Down d 

Subject		Day	
Date	Share	Class	Topic
25/12/2021			Unit 12- Lesson (4)
Saturday			*What is in my school bag?
Forth			*Are they the same?
			Tick (Yes) or cross (No)
			Previous Learning:-
			Revision the last lesson.
			Aims:-
			To learn objectives for describing people and things.
			To revise items often found in bags.
			To identify opposites.
			Materials:-
			pupils book, Activity book
			Flashcards, game, poster, board.
			Language:-
			pencil - bag - ruler, books.
			paper, notebook - pencil
			Sharpener. Crayons - pens.
			marker, pencil case.
			Procedures:-
			warming up to the lesson.
			Stage 1
			Welcome pupils, and play
			a game of I Spy. A pupils
			choose what they can see in
			the classroom.

Subject		Topic	
Date	Share	Class	
Wednesday	2nd	Group A	Unit 1: L 4 Our School Activity book page (10)
			General Aims :- To learn vowels letters. To revise items often found in bags.
			Specific Aims :- To identify opposites. To revise at classroom objects.
			Materials :- Pupil's book, Page 14-15 activity book page (10), Flash cards, game, posters.
Saturday	1st	Jan	Possessive (s) constructions. Procedure :- Stage I :- warming up to the lesson. Stage II :- Welcome pupils, and introduce your lesson by asking about last lesson. Feedback what things in the bags. School

Subject _____ Date _____ Day _____


Share _____ Class _____ Topic _____

Contraction

I am	I'm
He is	He's
Do not	Don't

Vowels

[a - e - i - o - u]



H-w write Five words have a vowels letter.

For e-g pen
pencil

Date	Share	Class	Topic
29 th , Dec, 2021		First	Gr-4 (B)
			<p>Quiz</p> <p>Write the missing letter</p> <p>Down p<u>l</u>ant</p> <p>B<u>a</u>rs <u>u</u>p</p> <p>A<u>L</u>ong</p> <p>Choose the correct words.</p> <p>I'm going down the (Slide — ladder)</p> <p>I'm flying up on the (Swing — tunnel)</p> <p>There — a pencil (is — are)</p> <p>There — some books. (is — are)</p> <p>He — a teacher. (is — are)</p>

Lesson 2: Play

Date	Page	Notes
4/21		Aims:
27/3		To identify playground objects
		To learn vocabulary relating to playground objects
4/26		To learn preposition of movement
27/3		To read and write preposition of movement
4/23		
27/3		Language:
4/24		Preposition of movement
27/3		Up - along - through - down - over
4/25		
27/3		* I am climbing up the ladder
		* I am going down the slide
4/26		* I'm crawling through the tunnel
27/3		* I am walking along the bars
		* I'm spinning around on the roundabout
		* I'm flying up on the swing

Notes: Materials: white board / pupil book / Flash Cards

1. This Notebook is to be followed up by the headmaster.
2. The educational inspectors should write down his/her remarks on this page.

18

Lesson 2: Play

Date	Page	Notes
4/27		Vocabulary:
27/3		Swing - slide - ladder - tunnel - roundabout - bars
		Grammar:
		ing rule
		Verb + ing
		walk + ing = walking
		play + ing = playing
		spin + ing = spinning

Notes: H. A. R. Page 6/7
words in box copybook

1. This Notebook is to be followed up by the headmaster.
2. The educational inspectors should write down his/her remarks on this page.

19

Class	1	2	3	4	5	6	7	Subject
Teacher								School day
Student								

Date	Period	Lesson Plan
4/1		Abbreviations (Short forms)
		I am = I'm
4/2		He is = He's
		She is = She's
		It is = It's
4/3		It is not = It's not
		She is not = She's not
		He is not = He's not
4/4		He cannot = He can't
		There is = There's
		There is not = There's not
4/5		What is = What's
		You are = you're
4/6		We are = we're

Notes

1. This Notebook is to be followed up by the headmaster.
2. The educational supervisor should write down his/her remarks on this page.

24

Class	1	2	3	4	5	6	7	Subject
Teacher								School day
Student								

Date	Period	Lesson Plan
4/7		Vowels
		There are 5 vowels
		a-e-i-o-u
		Vowel is a sound made by
		blowing air out of the mouth without
		having any movement of the lips
		We have to use an before a word
		that begins with a vowel
		Ex:
		an apple
		an egg
		an orange
		an ice cream
		an umbrella

Notes

1. This Notebook is to be followed up by the headmaster.
2. The educational supervisor should write down his/her remarks on this page.

25

٨ تفاعلات

تعليق

أعجبني

Materials:
White board / Pupil book / Flashcards

1. The Notebook is to be followed up by the headteacher.
2. The educational inspectors should write down his/her remarks on this page.

Name: Harp AR Page 16 / 17
words in box cupboards
 1. This Notebook is to be filled up by the headmaster.
 2. The educational inspection should write down his/her remarks on this page.

Unit 1						
Class	1	2	3	4	5	6
Teacher						
Student						
Lesson Plan						
Time	Period	Topic				
4/1		Intro				
3/11		To read an email about school lessons				
		To talk about a school timetable				
4/12		To ask and answer about belonging				
3/4		Using: Whose?				
		To write sentences about belonging				
4/13		To learn days of the week				
2/15						
		Language				
4/14		Days of the week				
3/4		Sunday - Monday - Tuesday				
		Wednesday - Thursday - Friday -				
4/15		Saturday				
6/4		What's on Tuesday?				
		First, it's maths. Then, it's English				
4/16		After that, it's Arabic				
6/4		Whose ruler is this? It's Iman's				

Name: Materials:
White board / Pupil book / Flash cards

1. This Notebook is to be followed up by the teacher.
2. The educational inspection should write down his/her remarks on this page.

Unit 1						
Class	1	2	3	4	5	6
Teacher						
Student						
Lesson Plan						
Time	Period	Topic				
4/17		Vocabulary				
4/14		English - Arabic - Math -				
		Science - Art - Music - PE -				
		RE (Religion) -				
		Time Table				
		Grammar				
		Possessive S				
		Whose + something is + this?				
		It is. Whose + these?				
		They are. Whose + these?				
		Whose book is this?				
		It's Ali's				
		Whose pens are these?				
		They are Nour's				

Name: H.L. AB Page 14/15
Words in your copybook

1. This Notebook is to be followed up by the teacher.
2. The educational inspection should write down his/her remarks on this page.


Class	1	2	3	4	5	6	7	8	9	10	11	12	13	14	15	16	17	18	19	20	21	22	23	24	25	26	27	28	29	30	31	32	33	34	35	36	37	38	39	40	41	42	43	44	45	46	47	48	49	50	51	52	53	54	55	56	57	58	59	60	61	62	63	64	65	66	67	68	69	70	71	72	73	74	75	76	77	78	79	80	81	82	83	84	85	86	87	88	89	90	91	92	93	94	95	96	97	98	99	100	101	102	103	104	105	106	107	108	109	110	111	112	113	114	115	116	117	118	119	120	121	122	123	124	125	126	127	128	129	130	131	132	133	134	135	136	137	138	139	140	141	142	143	144	145	146	147	148	149	150	151	152	153	154	155	156	157	158	159	160	161	162	163	164	165	166	167	168	169	170	171	172	173	174	175	176	177	178	179	180	181	182	183	184	185	186	187	188	189	190	191	192	193	194	195	196	197	198	199	200	201	202	203	204	205	206	207	208	209	210	211	212	213	214	215	216	217	218	219	220	221	222	223	224	225	226	227	228	229	230	231	232	233	234	235	236	237	238	239	240	241	242	243	244	245	246	247	248	249	250	251	252	253	254	255	256	257	258	259	260	261	262	263	264	265	266	267	268	269	270	271	272	273	274	275	276	277	278	279	280	281	282	283	284	285	286	287	288	289	290	291	292	293	294	295	296	297	298	299	300	301	302	303	304	305	306	307	308	309	310	311	312	313	314	315	316	317	318	319	320	321	322	323	324	325	326	327	328	329	330	331	332	333	334	335	336	337	338	339	340	341	342	343	344	345	346	347	348	349	350	351	352	353	354	355	356	357	358	359	360	361	362	363	364	365	366	367	368	369	370	371	372	373	374	375	376	377	378	379	380	381	382	383	384	385	386	387	388	389	390	391	392	393	394	395	396	397	398	399	400	401	402	403	404	405	406	407	408	409	410	411	412	413	414	415	416	417	418	419	420	421	422	423	424	425	426	427	428	429	430	431	432	433	434	435	436	437	438	439	440	441	442	443	444	445	446	447	448	449	450	451	452	453	454	455	456	457	458	459	460	461	462	463	464	465	466	467	468	469	470	471	472	473	474	475	476	477	478	479	480	481	482	483	484	485	486	487	488	489	490	491	492	493	494	495	496	497	498	499	500	501	502	503	504	505	506	507	508	509	510	511	512	513	514	515	516	517	518	519	520	521	522	523	524	525	526	527	528	529	530	531	532	533	534	535	536	537	538	539	540	541	542	543	544	545	546	547	548	549	550	551	552	553	554	555	556	557	558	559	560	561	562	563	564	565	566	567	568	569	570	571	572	573	574	575	576	577	578	579	580	581	582	583	584	585	586	587	588	589	590	591	592	593	594	595	596	597	598	599	600	601	602	603	604	605	606	607	608	609	610	611	612	613	614	615	616	617	618	619	620	621	622	623	624	625	626	627	628	629	630	631	632	633	634	635	636	637	638	639	640	641	642	643	644	645	646	647	648	649	650	651	652	653	654	655	656	657	658	659	660	661	662	663	664	665	666	667	668	669	670	671	672	673	674	675	676	677	678	679	680	681	682	683	684	685	686	687	688	689	690	691	692	693	694	695	696	697	698	699	700	701	702	703	704	705	706	707	708	709	710	711	712	713	714	715	716	717	718	719	720	721	722	723	724	725	726	727	728	729	730	731	732	733	734	735	736	737	738	739	740	741	742	743	744	745	746	747	748	749	750	751	752	753	754	755	756	757	758	759	760	761	762	763	764	765	766	767	768	769	770	771	772	773	774	775	776	777	778	779	780	781	782	783	784	785	786	787	788	789	790	791	792	793	794	795	796	797	798	799	800	801	802	803	804	805	806	807	808	809	810	811	812	813	814	815	816	817	818	819	820	821	822	823	824	825	826	827	828	829	830	831	832	833	834	835	836	837	838	839	840	841	842	843	844	845	846	847	848	849	850	851	852	853	854	855	856	857	858	859	860	861	862	863	864	865	866	867	868	869	870	871	872	873	874	875	876	877	878	879	880	881	882	883	884	885	886	887	888	889	890	891	892	893	894	895	896	897	898	899	900	901	902	903	904	905	906	907	908	909	910	911	912	913	914	915	916	917	918	919	920	921	922	923	924	925	926	927	928	929	930	931	932	933	934	935	936	937	938	939	940	941	942	943	944	945	946	947	948	949	950	951	952	953	954	955	956	957	958	959	960	961	962	963	964	965	966	967	968	969	970	971	972	973	974	975	976	977	978	979	980	981	982	983	984	985	986	987	988	989	990	991	992	993	994	995	996	997	998	999	1000	1001	1002	1003	1004	1005	1006	1007	1008	1009	1010	1011	1012	1013	1014	1015	1016	1017	1018	1019	1020	1021	1022	1023	1024	1025	1026	1027	1028	1029	1030	1031	1032	1033	1034	1035	1036	1037	1038	1039	1040	1041	1042	1043	1044	1045	1046	1047	1048	1049	1050	1051	1052	1053	1054	1055	1056	1057	1058	1059	1060	1061	1062	1063	1064	1065	1066	1067	1068	1069	1070	1071	1072	1073	1074	1075	1076	1077	1078	1079	1080	1081	1082	1083	1084	1085	1086	1087	1088	1089	1090	1091	1092	1093	1094	1095	1096	1097	1098	1099	1100	1101	1102	1103	1104	1105	1106	1107	1108	1109	1110	1111	1112	1113	1114	1115	1116	1117	1118	1119	1120	1121	1122	1123	1124	1125	1126	1127	1128	1129	1130	1131	1132	1133	1134	1135	1136	1137	1138	1139	1140	1141	1142	1143	1144	1145	1146	1147	1148	1149	1150	1151	1152	1153	1154	1155	1156	1157	1158	1159	1160	1161	1162	1163	1164	1165	1166	1167	1168	1169	1170	1171	1172	1173	1174	1175	1176	1177	1178	1179	1180	1181	1182	1183	1184	1185	1186	1187	1188	1189	1190	1191	1192	1193	1194	1195	1196	1197	1198	1199	1200	1201	1202	1203	1204	1205	1206	1207	1208	1209	1210	1211	1212	1213	1214	1215	1216	1217	1218	1219	1220	1221	1222	1223	1224	1225	1226	1227	1228	1229	1230	1231	1232	1233	1234	1235	1236	1237	1238	1239	1240	1241	1242	1243	1244	1245	1246	1247	1248	1249	1250	1251	1252	1253	1254	1255	1256	1257	1258	1259	1260	1261	1262	1263	1264	1265	1266	1267	1268	1269	1270	1271	1272	1273	1274	1275	1276	1277	1278	1279	1280	1281	1282	1283	1284	1285	1286	1287	1288	1289	1290	1291	1292	1293	1294	1295	1296	1297	1298	1299	1300	1301	1302	1303	1304	1305	1306	1307	1308	1309	1310	1311	1312	1313	1314	1315	1316	1317	1318	1319	1320	1321	1322	1323	1324	1325	1326	1327	1328	1329	1330	1331	1332	1333	1334	1335	1336	1337	1338	1339	1340	1341	1342	1343	1344	1345	1346	1347	1348	1349	1350	1351	1352	1353	1354	1355	1356	1357	1358	1359	1360	1361	1362	1363	1364	1365	1366	1367	1368	1369	1370	1371	1372	1373	1374	1375	1376	1377	1378	1379	1380	1381	1382	1383	1384	1385	1386	1387	1388	1389	1390	1391	1392	1393	1394	1395	1396	1397	1398	1399	1400	1401	1402	1403	1404	1405	1406	1407	1408	1409	1410	1411	1412	1413	1414	1415	1416	1417	1418	1419	1420	1421	1422	1423	1424	1425	1426	1427	1428	1429	1430	1431	1432	1433	1434	1435	1436	1437	1438	1439	1440	1441	1442	1443	1444	1445	1446	1447	1448	1449	1450	1451	1452	1453	1454	1455	1456	1457	1458	1459	1460	1461	1462	1463	1464	1465	1466	1467	1468	1469	1470	1471	1472	1473	1474	1475	1476	1477	1478	1479	1480	1481	1482	1483	1484	1485
-------	---	---	---	---	---	---	---	---	---	----	----	----	----	----	----	----	----	----	----	----	----	----	----	----	----	----	----	----	----	----	----	----	----	----	----	----	----	----	----	----	----	----	----	----	----	----	----	----	----	----	----	----	----	----	----	----	----	----	----	----	----	----	----	----	----	----	----	----	----	----	----	----	----	----	----	----	----	----	----	----	----	----	----	----	----	----	----	----	----	----	----	----	----	----	----	----	----	----	----	-----	-----	-----	-----	-----	-----	-----	-----	-----	-----	-----	-----	-----	-----	-----	-----	-----	-----	-----	-----	-----	-----	-----	-----	-----	-----	-----	-----	-----	-----	-----	-----	-----	-----	-----	-----	-----	-----	-----	-----	-----	-----	-----	-----	-----	-----	-----	-----	-----	-----	-----	-----	-----	-----	-----	-----	-----	-----	-----	-----	-----	-----	-----	-----	-----	-----	-----	-----	-----	-----	-----	-----	-----	-----	-----	-----	-----	-----	-----	-----	-----	-----	-----	-----	-----	-----	-----	-----	-----	-----	-----	-----	-----	-----	-----	-----	-----	-----	-----	-----	-----	-----	-----	-----	-----	-----	-----	-----	-----	-----	-----	-----	-----	-----	-----	-----	-----	-----	-----	-----	-----	-----	-----	-----	-----	-----	-----	-----	-----	-----	-----	-----	-----	-----	-----	-----	-----	-----	-----	-----	-----	-----	-----	-----	-----	-----	-----	-----	-----	-----	-----	-----	-----	-----	-----	-----	-----	-----	-----	-----	-----	-----	-----	-----	-----	-----	-----	-----	-----	-----	-----	-----	-----	-----	-----	-----	-----	-----	-----	-----	-----	-----	-----	-----	-----	-----	-----	-----	-----	-----	-----	-----	-----	-----	-----	-----	-----	-----	-----	-----	-----	-----	-----	-----	-----	-----	-----	-----	-----	-----	-----	-----	-----	-----	-----	-----	-----	-----	-----	-----	-----	-----	-----	-----	-----	-----	-----	-----	-----	-----	-----	-----	-----	-----	-----	-----	-----	-----	-----	-----	-----	-----	-----	-----	-----	-----	-----	-----	-----	-----	-----	-----	-----	-----	-----	-----	-----	-----	-----	-----	-----	-----	-----	-----	-----	-----	-----	-----	-----	-----	-----	-----	-----	-----	-----	-----	-----	-----	-----	-----	-----	-----	-----	-----	-----	-----	-----	-----	-----	-----	-----	-----	-----	-----	-----	-----	-----	-----	-----	-----	-----	-----	-----	-----	-----	-----	-----	-----	-----	-----	-----	-----	-----	-----	-----	-----	-----	-----	-----	-----	-----	-----	-----	-----	-----	-----	-----	-----	-----	-----	-----	-----	-----	-----	-----	-----	-----	-----	-----	-----	-----	-----	-----	-----	-----	-----	-----	-----	-----	-----	-----	-----	-----	-----	-----	-----	-----	-----	-----	-----	-----	-----	-----	-----	-----	-----	-----	-----	-----	-----	-----	-----	-----	-----	-----	-----	-----	-----	-----	-----	-----	-----	-----	-----	-----	-----	-----	-----	-----	-----	-----	-----	-----	-----	-----	-----	-----	-----	-----	-----	-----	-----	-----	-----	-----	-----	-----	-----	-----	-----	-----	-----	-----	-----	-----	-----	-----	-----	-----	-----	-----	-----	-----	-----	-----	-----	-----	-----	-----	-----	-----	-----	-----	-----	-----	-----	-----	-----	-----	-----	-----	-----	-----	-----	-----	-----	-----	-----	-----	-----	-----	-----	-----	-----	-----	-----	-----	-----	-----	-----	-----	-----	-----	-----	-----	-----	-----	-----	-----	-----	-----	-----	-----	-----	-----	-----	-----	-----	-----	-----	-----	-----	-----	-----	-----	-----	-----	-----	-----	-----	-----	-----	-----	-----	-----	-----	-----	-----	-----	-----	-----	-----	-----	-----	-----	-----	-----	-----	-----	-----	-----	-----	-----	-----	-----	-----	-----	-----	-----	-----	-----	-----	-----	-----	-----	-----	-----	-----	-----	-----	-----	-----	-----	-----	-----	-----	-----	-----	-----	-----	-----	-----	-----	-----	-----	-----	-----	-----	-----	-----	-----	-----	-----	-----	-----	-----	-----	-----	-----	-----	-----	-----	-----	-----	-----	-----	-----	-----	-----	-----	-----	-----	-----	-----	-----	-----	-----	-----	-----	-----	-----	-----	-----	-----	-----	-----	-----	-----	-----	-----	-----	-----	-----	-----	-----	-----	-----	-----	-----	-----	-----	-----	-----	-----	-----	-----	-----	-----	-----	-----	-----	-----	-----	-----	-----	-----	-----	-----	-----	-----	-----	-----	-----	-----	-----	-----	-----	-----	-----	-----	-----	-----	-----	-----	-----	-----	-----	-----	-----	-----	-----	-----	-----	-----	-----	-----	-----	-----	-----	-----	-----	-----	-----	-----	-----	-----	-----	-----	-----	-----	-----	-----	-----	-----	-----	-----	-----	-----	-----	-----	-----	-----	-----	-----	-----	-----	-----	-----	-----	-----	-----	-----	-----	-----	-----	-----	-----	-----	-----	-----	-----	-----	-----	-----	-----	-----	-----	-----	-----	-----	-----	-----	-----	-----	-----	-----	-----	-----	-----	-----	-----	-----	-----	-----	-----	-----	-----	-----	-----	-----	-----	-----	-----	-----	-----	-----	-----	-----	-----	-----	-----	-----	-----	-----	-----	-----	-----	-----	-----	-----	-----	-----	-----	-----	-----	-----	-----	-----	-----	-----	-----	-----	-----	-----	-----	-----	-----	-----	-----	-----	-----	-----	-----	-----	-----	-----	-----	-----	-----	-----	-----	-----	-----	-----	-----	-----	-----	-----	-----	-----	-----	-----	-----	-----	-----	-----	-----	-----	-----	-----	-----	-----	-----	-----	-----	-----	-----	-----	-----	-----	-----	-----	-----	-----	-----	-----	-----	-----	-----	-----	-----	-----	-----	-----	-----	-----	-----	-----	-----	-----	-----	-----	-----	-----	-----	-----	-----	-----	-----	-----	-----	-----	-----	-----	-----	-----	-----	-----	-----	-----	-----	-----	-----	-----	-----	-----	-----	-----	-----	-----	-----	-----	-----	-----	-----	-----	-----	-----	-----	-----	-----	-----	-----	-----	-----	-----	-----	-----	-----	-----	-----	-----	-----	-----	-----	-----	-----	-----	-----	-----	-----	-----	-----	-----	-----	-----	-----	-----	-----	-----	-----	-----	-----	-----	-----	-----	-----	-----	-----	-----	------	------	------	------	------	------	------	------	------	------	------	------	------	------	------	------	------	------	------	------	------	------	------	------	------	------	------	------	------	------	------	------	------	------	------	------	------	------	------	------	------	------	------	------	------	------	------	------	------	------	------	------	------	------	------	------	------	------	------	------	------	------	------	------	------	------	------	------	------	------	------	------	------	------	------	------	------	------	------	------	------	------	------	------	------	------	------	------	------	------	------	------	------	------	------	------	------	------	------	------	------	------	------	------	------	------	------	------	------	------	------	------	------	------	------	------	------	------	------	------	------	------	------	------	------	------	------	------	------	------	------	------	------	------	------	------	------	------	------	------	------	------	------	------	------	------	------	------	------	------	------	------	------	------	------	------	------	------	------	------	------	------	------	------	------	------	------	------	------	------	------	------	------	------	------	------	------	------	------	------	------	------	------	------	------	------	------	------	------	------	------	------	------	------	------	------	------	------	------	------	------	------	------	------	------	------	------	------	------	------	------	------	------	------	------	------	------	------	------	------	------	------	------	------	------	------	------	------	------	------	------	------	------	------	------	------	------	------	------	------	------	------	------	------	------	------	------	------	------	------	------	------	------	------	------	------	------	------	------	------	------	------	------	------	------	------	------	------	------	------	------	------	------	------	------	------	------	------	------	------	------	------	------	------	------	------	------	------	------	------	------	------	------	------	------	------	------	------	------	------	------	------	------	------	------	------	------	------	------	------	------	------	------	------	------	------	------	------	------	------	------	------	------	------	------	------	------	------	------	------	------	------	------	------	------	------	------	------	------	------	------	------	------	------	------	------	------	------	------	------	------	------	------	------	------	------	------	------	------	------	------	------	------	------	------	------	------	------	------	------	------	------	------	------	------	------	------	------	------	------	------	------	------	------	------	------	------	------	------	------	------	------	------	------	------	------	------	------	------	------	------	------	------	------	------	------	------	------	------	------	------	------	------	------	------	------	------	------	------	------	------	------	------	------	------	------	------	------	------	------	------	------	------	------	------	------	------	------	------	------	------	------	------	------	------	------	------	------	------	------	------	------	------	------	------	------	------	------	------	------	------	------	------	------	------	------	------	------	------	------	------	------	------	------	------	------	------	------	------	------	------	------	------	------	------	------

Unit 2	Topic	Subject day
1	1	1
2	2	2
3	3	3
4	4	4
5	5	5
6	6	6
7	7	7
8	8	8
9	9	9
10	10	10
11	11	11
12	12	12
13	13	13
14	14	14
15	15	15
16	16	16
17	17	17
18	18	18
19	19	19
20	20	20
21	21	21
22	22	22
23	23	23
24	24	24
25	25	25
26	26	26
27	27	27
28	28	28
29	29	29
30	30	30
31	31	31
32	32	32
33	33	33
34	34	34
35	35	35
36	36	36
37	37	37
38	38	38
39	39	39
40	40	40
41	41	41
42	42	42
43	43	43
44	44	44
45	45	45
46	46	46
47	47	47
48	48	48
49	49	49
50	50	50
51	51	51
52	52	52
53	53	53
54	54	54
55	55	55
56	56	56
57	57	57
58	58	58
59	59	59
60	60	60
61	61	61
62	62	62
63	63	63
64	64	64
65	65	65
66	66	66
67	67	67
68	68	68
69	69	69
70	70	70
71	71	71
72	72	72
73	73	73
74	74	74
75	75	75
76	76	76
77	77	77
78	78	78
79	79	79
80	80	80
81	81	81
82	82	82
83	83	83
84	84	84
85	85	85
86	86	86
87	87	87
88	88	88
89	89	89
90	90	90
91	91	91
92	92	92
93	93	93
94	94	94
95	95	95
96	96	96
97	97	97
98	98	98
99	99	99
100	100	100

Topic: Language
 Lesson 1: What's the capital of ...?
 Lesson 2: What language does he speak?
 Lesson 3: What's the weather like in ...?

Unit 2	Topic	Subject day
1	1	1
2	2	2
3	3	3
4	4	4
5	5	5
6	6	6
7	7	7
8	8	8
9	9	9
10	10	10
11	11	11
12	12	12
13	13	13
14	14	14
15	15	15
16	16	16
17	17	17
18	18	18
19	19	19
20	20	20
21	21	21
22	22	22
23	23	23
24	24	24
25	25	25
26	26	26
27	27	27
28	28	28
29	29	29
30	30	30
31	31	31
32	32	32
33	33	33
34	34	34
35	35	35
36	36	36
37	37	37
38	38	38
39	39	39
40	40	40
41	41	41
42	42	42
43	43	43
44	44	44
45	45	45
46	46	46
47	47	47
48	48	48
49	49	49
50	50	50
51	51	51
52	52	52
53	53	53
54	54	54
55	55	55
56	56	56
57	57	57
58	58	58
59	59	59
60	60	60
61	61	61
62	62	62
63	63	63
64	64	64
65	65	65
66	66	66
67	67	67
68	68	68
69	69	69
70	70	70
71	71	71
72	72	72
73	73	73
74	74	74
75	75	75
76	76	76
77	77	77
78	78	78
79	79	79
80	80	80
81	81	81
82	82	82
83	83	83
84	84	84
85	85	85
86	86	86
87	87	87
88	88	88
89	89	89
90	90	90
91	91	91
92	92	92
93	93	93
94	94	94
95	95	95
96	96	96
97	97	97
98	98	98
99	99	99
100	100	100

Topic: Language
 Lesson 1: What's the capital of ...?
 Lesson 2: What language does he speak?
 Lesson 3: What's the weather like in ...?

Class	1	2	3	4	5	6	School day
Attendance							12/11/16
Homework							
Topic	Period	Content					
4/1		<u>Unit</u> We talk about the geography of Libya.					
4/2		We learn some geographical terms.					
4/3		We learn adjectives to describe a country.					
4/4		We talk about a picture.					
4/5		<u>Language</u> Libya is a big country. I like high mountains and dry desert.					
4/6		<u>Cardinal Directions</u> North - South - East - West					
4/7							

Page 12/11/16
White Board / Flipchart / Flashcards

Class	1	2	3	4	5	6	School day
Attendance							
Homework							
Topic	Period	Content					
4/7		<u>Vocabulary</u> Mountain - stream - Desert Village - River Lake - Field - City					

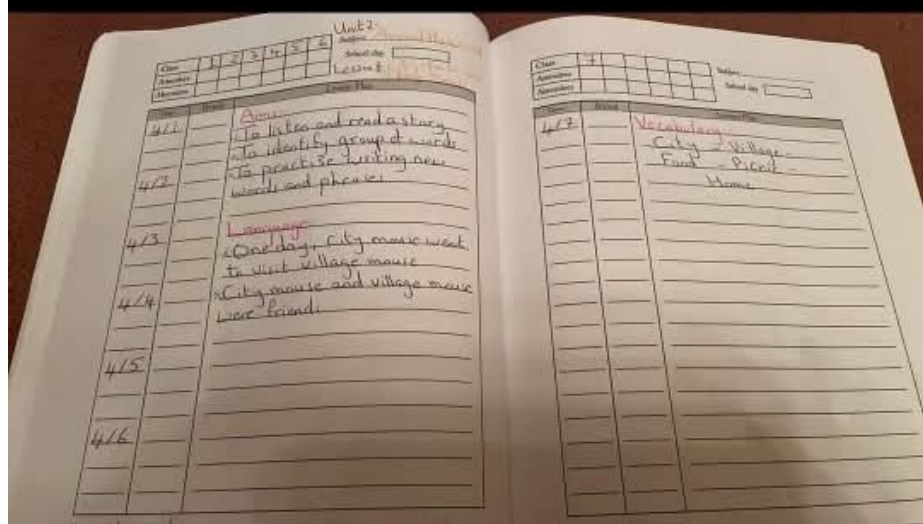
Page 12/11/16 AB Page 30 / 31

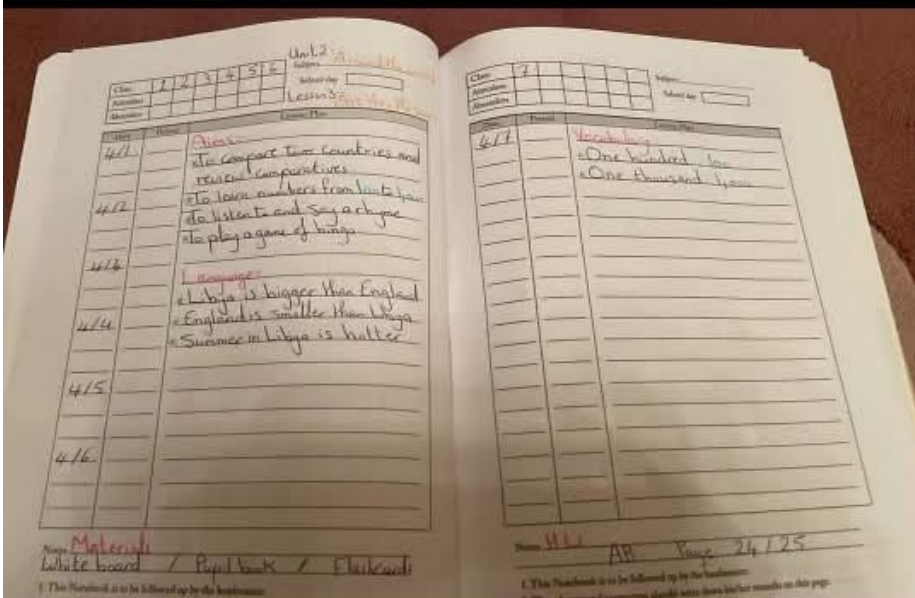
This Workbook is to be followed up by the teacher.

ه تفاعلات

تعليق

أعجبني





Unit 2
Lesson 1
Topic: School Routine

4/1 To talk about school routine
4/2 To talk about a picture
4/3 To reuse telling the time O'clock
4/4 To write and say a sentence about school routine
4/5 To write and say a sentence about school routine
4/6 To write and say a sentence about school routine

Vocabulary:
O'clock = Breakfast = Lunch

Materials: Big Tag, Clock, Whiteboard, Flipbook, Flash Cards

1. This Workbook is to be followed up by the teacher.
2. The educational inspection should write down his/her remarks on this page.

Unit 2
Lesson 2
Topic: Telling the Time

4/7 To introduce a clock and read numbers from 1 to 12
4/8 To use a time changing the time of a picture and
4/9 To use a time changing the time of a picture and
4/10 To use a time changing the time of a picture and
4/11 To use a time changing the time of a picture and
4/12 To use a time changing the time of a picture and

Vocabulary:
The clock has 12 hours
Each hour has 60 minutes
Each minute has 60 seconds
To help us in telling the time we look at the big and small clock hands
The small hand tells us the hours
The big hand tells us the minutes

Materials: AR Page 26 / 27

1. This Workbook is to be followed up by the teacher.
2. The educational inspection should write down his/her remarks on this page.