


تم رفع الملف

عبر


موقع الكتاب 24

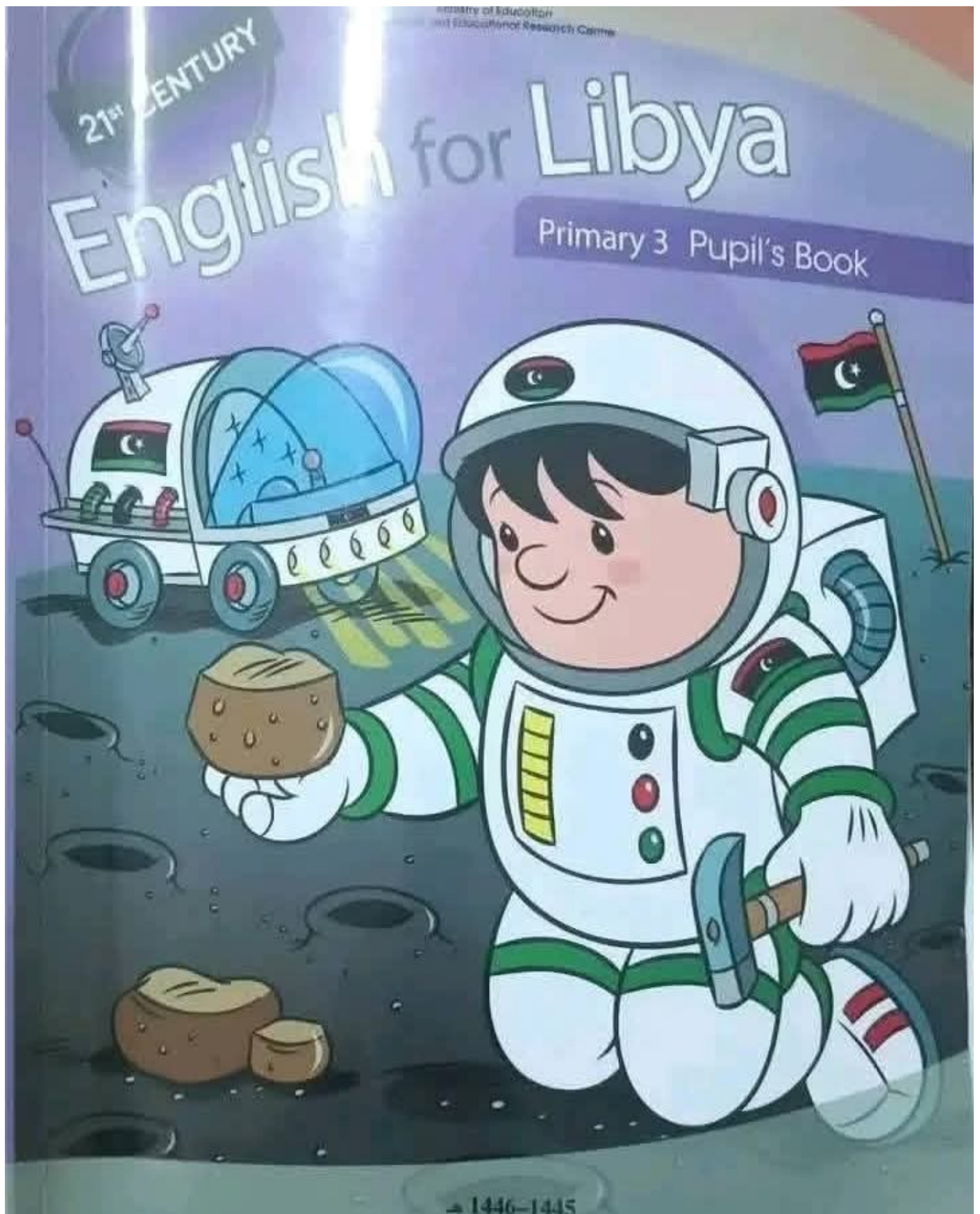
للعودة الى الموقع اكتب في بحث جوجل

موقع الكتاب 24



[alktab24.online](http://alktab24.online)





موقع المعلم التعليمي

يوم مفتوح  
مرحباً بكم في اليوم المفتوح  
Welcome to our Open Day!



الاستاذ  
عبد الوهاب

1



Listen, look and read.

يوم مدرستنا المفتوح هو أشبه هذا

Our School Open Day by Lina

Welcome to our Open Day! In May we have our school Open Day. Lots of people come to our school.

My mum, dad and my little sister Salwa are coming.

My class has a stall and we are selling cakes. Yousif's class has a stall and they are selling drinks for the children and the parents. There are lots of races and games for everyone. It is very exciting!



2 Read and tick (✓) or cross (X).

1 There is a school Open Day every month.

2 Lina's parents are coming to the Open Day.

3 Salwa is Lina's sister.

4 Lina is selling cakes at her stall.

5 Only children can buy drinks.





3



Listen and say the rhyme.

استمع وقل

الاستماع والرد

Lesson 1

January	February	March
April	May	June
July	August	September
October	November	December

4 Ask and answer. Write the words.



What month is it?

ما هو هذا الشهر

It's February.



When is your birthday?

متى تاريخ ميلادك

It's in September.



When is the next holiday?

متى العطلة القادمة

It's in March.



موقع المعلم التعليمي

## What do you want to drink?



Yousif and Nadia want your help. What drinks do they want on their stall? They can have 5 drinks. Help them choose.

1 Tick (✓) the drinks you want.



قهوة  
coffee

☐


عصير برمانج  
orange juice

☒


ليموناد  
lemonade

☒


كولا  
cola

☐


ماء  
water

☒


عصير مانغا  
mango juice

☐


شاي  
tea

☒



milk

☒

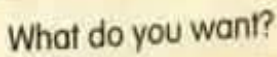
2 Colour the drinks you want.



ماذا تريد



ما الذي



عبد المستطیع ~~ابن~~ عبد المستطیع  
من فضلك

# What do you want to eat?

Class 5's stall is selling food. Look at the delicious things they have on their stall.

1 Read and write the names of the foods.

الآنسة  
عبد  
الرحمن

cakes watermelon cookies sandwiches pizza sweets



1.5 LYD

1 melon



2 LYD

2 Sweets



1 LYD

3 Cookies




12 LYD

4 Sandwiches



2.5 LYD

5 cakes



18 LYD

6 pizza

2 Listen and say.

3 Ask and answer.

كم سعر الكيك كات



How much are the cakes?

سعر 2.5 دينار

They're 2.5 Libyan Dinars each.





4 Listen. What did Lina's friends buy?

	Nadia	Tariq	Rana	Khaled
cookies		2		5
cakes	1		3	
watermelon			1	
sweets				
sandwiches		1		
pizza	1			

5 Answer the questions.

- Who buys 2 cookies?  
من الذي اشترى كوكيزين
- What does Khaled buy?  
ماذا اشترى خالد
- Who buys 3 cakes?  
من الذي اشترى كعكاً
- What does Nadia buy?  
ماذا اشترى ناديا

Tariq

five cookies

~~pizza and cake~~ → Rana  
pizza and cake

6 Ask and answer.



Who buys watermelon?

من الذي اشترى البطيخ

Rana.





# 3 السباق At the Races

الإستاذ عبيد والرياني

1




Look, listen and read.

أهلاً بالجميع الساعة 2:30 الآن أحضروا وقت السباقات ملابس رياضية

Hello everyone! It's 2.30 now. It's time for the races soon. Please put on your sports frousers, your T-shirts and your trainers. Remember, Team A is the Yellow Team and Team B is the Brown Team. The first race is running. The second race is the egg and spoon race. Good luck!

السباق الاول يجرى - السباق الثاني هو سباق البيض والمعلقة حظاً طيباً



2



Listen and read again. Draw a line under words for colours and for clothes.

3 Look and say.



This is Yousif's T-shirt.  
It's Yousif's.

هذا هو قميص يوسف



These are Yousif's trainers.  
They're Yousif's.

هذه الأحذية الرياضية ليوسف



These are Yousif's trousers.  
They're Yousif's.

هذه هي بنطال يوسف



4 Write the sentences.



This is Lina's T-shirt.  
It's Lina's.



These are Lina's trainers.  
They're Lina's.



These are Lina's trousers.  
They're Lina's.



5 Point, ask and answer.



Whose is this?

لهذا

هذا ليوسف

It's Yousif's.





# What's wrong?

1 Look and answer. How many things are wrong?



الاستاذ  
والطلاب  
الرياضيين

2 Match. Write the numbers.

- 1 Yousif is
- 2 Lina's egg is bigger than
- 3 Rana is wearing
- 4 Tariq has
- 5 Nadia is
- 6 The teacher's trousers are
- 7 The moon is
- 8 Nadia's trainers are

- |   |   |                           |
|---|---|---------------------------|
| h | a | a hat, a scarf and a coat |
| d | b | too big                   |
| a | c | in the sky                |
| f | d | the spoon                 |
| g | e | too short                 |
| e | f | an orange on his spoon    |
| c | g | so                        |
| b | h | hot                       |



اسمع و اقرأ البريد الإلكتروني  
الذي جاء من لينا

Listen and read Lina's email.

To: Suzan  
Subject: Our school Open Day

Hi Suzan

Today was our school Open Day. I ran in the egg and spoon race. I was first! My brother, Yousif, was the winner in the running race. My class had a stall with cakes, cookies and lots of nice things to eat. Yousif's class had a stall with drinks. It was fun!

المهرجان اليوم الممتنع لمدريتنا  
اليوم كان اليوم الممتنع لمدريتنا  
التي سوران  
البيوت والمطعم كنت الاول كان اخي يوسف هو الفائز في سباق الجري  
كان قفلي له كعك بالكوك والديكوت والكثير من الاشياء  
اللطيفة لتناول الطعام كان حفل يوسف له به كعك المشروبات

Listen and read Suzan's email.

To: Lina  
Subject: Your school Open Day

Hi Lina

What cakes did you make? I am good at making cookies. Can you come to my school Open Day in June? There is a skipping race and a hopping race! I am in the blue team. What colour is your team? Here is a picture of me skipping.

المهرجان اليوم الممتنع في مدرستي  
Suzan  
ما الكوك الذي صنعته، انا جيد في  
صنع الكيكات اهل بيتك  
المنوع الي اليوم هناك سباق قفز  
وسباق قفز بالحبيل، انا في الفريق  
الازرق



ما هو الأول  
What's first?

الأستاذ عبد الكريم



1



Look, listen and say.

برنامج اليوم المفتوح

### OPEN DAY PROGRAMME

11.00-11.30 The Lion and the Mouse

A play by Primary 4 pupils

11.30-12.00 Healthy Habits

A song by Primary 2 pupils

12.10-12.25 Spelling Competition

Primary 3 and Primary 4 pupils

12.30-12.45 Music Show

Primary 5 pupils

The Lion and the Mouse is the first thing in the programme



الأول والفأر  
أما أول شيء  
في البرنامج

2



Listen and repeat.

LOOK!

1 = one

2 = two

3 = three

4 = four

1<sup>st</sup> = first

2<sup>nd</sup> = second

3<sup>rd</sup> = third

الأول


الثاني

الثالث

موقع المعلم التعليمي

3 Look and answer. Who was first?

Let's say it!



4 Let's say it!

ليسا الفائزة الأولى  
Lina was first  
in the race.

طارق الفائزة الثاني

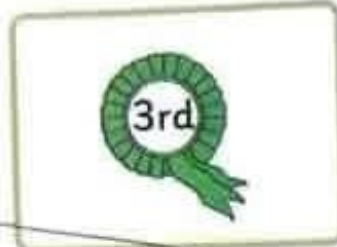
Tariq was  
second.

رنا الفائزة الثالثة

Rana was  
third.



They all got a rosette.



الاستاد عبد الرزاق



5 Look and say.

	English	Maths	Science
Yousif	78	60	75
Kareem	55	65	70
Nadia	80	70	69
Tariq	63	75	68



Nadia was first in English.

Yes, and Yousif was second.



اجل ويوسف كان الثاني



## Making a Poster

1 What do you need for your poster? Tick (✓) or cross (X).



2 Look and write. What's on your poster?

اسم المدرسة  
مدرسة الشجرة الخضراء

School name

Green Tree School

اليوم والتاريخ

Day and date

Saturday, 4th June

السبت 4 يونيو

الاكشاك  
الكشك

Stalls

Cakes and cookies, drinks

سباقات

Races

Running race at 2:30

Skipping race at 3 o'clock

School name

Day and date

Stalls

Races

## P for Project!

مدرسة الشجرة الخضراء

Green Tree School

Come to our Open Day!  
نعال الى يومنا المفتوح

Saturday, 4th June

Cakes and cookies  
drinks

Skipping race at 2.30

الوقت بالحبيل الساعة 2.30



Running race at 3 o'clock

الجرى الساعة الثالثة تمام

3 Now make your poster. الان اصنع ملصقا

4 Read other posters. Give prizes. اقرأ ملصقات الآخرين. اعطي الجوائز





# Races on the Sports Field


الاستاذ عبد  
الرحمن

1



Listen, look and read.

الاول سارة علي  
سباق حدي سريع المعلم صوت عالي

كان يوم عاصف  
في شهر مايو  
في المدرسة كان  
اليوم مفتوحا  
وكانت هناك  
سباقات  
في الملعب  
الرياضي




وكثيرا بعض  
الاطفال بسرعة  
وبعض الاطفال  
ركعوا ببطء






كانت ناديا في المقدمة، كانت  
تسرع كثيرا لئلا يفوز  
بسرعة كبيرة واستطاعت  
تسليمها

سارت لينا بسرعة ولكن بحذر  
كانت الأولى، جاد طارق في الموقفة  
الثانية



طارق  
الثاني



أعطى المعلم نجمة ذهبية  
لجميع الأطفال وكان الجميع سعيدا

كان كريم ولينا في المركز الأول  
وساقيهما وطارق و رانا في المركز الثاني والثالث

# الاماكن المختلفه Different Places

1 Look, read and write.

متحف  
museum

بحيره  
lake

كهف  
cave


غابه  
forest

شلال  
waterfall


تار  
ruin



1 waterfall



2 lake



3 museum



4 cave



5 ruin



6 forest

2



Listen, point and say. Then listen and match

شلال مدهع

1 waterfall

متحف مشرقى

2 museum

كهف مشهور

3 cave

غابه كبيره

4 forest

بحيره

5 lake

F

a

beautiful

d

b

ancient

e

c

large

C

d

interesting



الاستاذ عبد البرياني  
ad and point.

# Libyan Museum

## Information file

المحفف الليبي مشهور جداً  
Libyan Museum is very famous. There are lots of useful and ancient things in the museum. Can you see the head of an old statue? Find a picture in a cave painting. Can you find the ancient stone tablet? Find the pattern on the mosaic.




ابحث عن الكلمة واكتبها  
Find and write the word.

tablet	mosaic	statue	cave
حفرة كبيرة جداً في الأرض	صورة مصغرة	نصال	كهف
A very large hole in the earth.	صورة مصغرة	نصال	كهف
An ancient flat square of stone.	صورة مصغرة	نصال	كهف
A model of a person made from stone.	صورة مصغرة	نصال	كهف
A picture made with lots of small coloured pieces of glass or stone.	صورة مصغرة	نصال	كهف

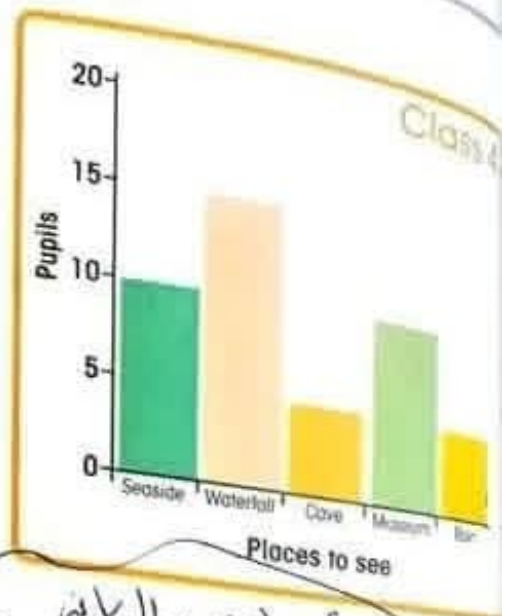
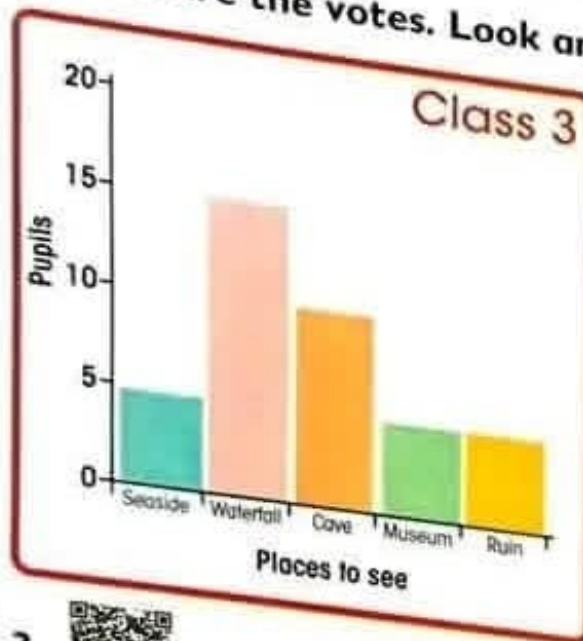


# A School Trip

1  Listen and read.

الصف الثالث والرابع ذهب الى رحلة مدرسية ماذا انتمون لسمو  
Classes 3 and 4 are going to have a school trip. What are they going to see? They can vote for their favourite place.

2 Here are the votes. Look and count.



شاطئ البحر  
Seaside  
15  
Waterfall  
30  
Museum  
15  
Ruin 10  
Cave  
15

3



Listen, ask and answer. الأستاذ عبد البرياني



How many pupils want to see the seaside?

كم عدد الطلاب الذين يريدون رؤية الشاطئ؟

15



Which place is the favourite to see?  
الامكان مفضل لفران؟

Waterfall

4



Listen to Yousif and Lina. They are talking about their school trip.

الأستاذ عبد الريان



أنا متحمسة للذهاب إلى الملل

I'm excited. We're going to see a waterfall.

نحن ذاهبون للذهاب في القطار

And we're going to go on a train.



سنكون في نزهة

We're going to have a picnic.

سنرى الجبال العالية مع الثلج

We're going to see high mountains with snow.



سقوم بعمل مشروع حول الشلالات

Then we're going to do a project about waterfalls.

سأخذ حقيبة

I'm going to take my backpack and wear boots.



أريد الأحذية وقبعة ووشاح


So am I. I'm going to wear boots, a hat and a scarf.

5 Now practise the conversation.



# On the Train

1  What are they doing? Listen and write Yes or No.



2 Look at the words. Make two sentences.

Yousif doing and a picture are drawing  
Kareem is their project reading Nadia Rana  
sleeping Lina a book talking Tariq

1 Yes Rana is drawing

2 No Rana

Tariq is sleeping.



3



Listen and read.



4



Listen and say the rhyme.

نحن في رحلة مدرسية  
We're on a school trip  
و نحن نستمتع  
And we're having fun!  
أنا الرسم وهي نائمة  
I'm drawing, she's sleeping,  
انهم يكتبون وهو يقرأ  
They're writing, he's reading,  
نحن في قطار كبير  
We're on a big train  
ونحن نستمتع  
And we're having fun!  
أنا أغني وهي تتكلم  
I'm singing, she's talking,  
هم يأكلون وهو يشرب  
They're eating, he's drinking,  
نحن في رحلة مدرسية  
We're on a school trip  
ونحن نستمتع  
And we're having fun!





## At the Waterfall



1



Listen and write.

الاستاذ محمد الريانسي

الوصول الى  
النشطة

### The timetable

Arrive at: 11.30

Activities: 4

1<sup>st</sup> See waterfall

2<sup>nd</sup> draw waterfall

3<sup>rd</sup> visit waterfall museum

4<sup>th</sup> museum shop معجرات حن

Lunch at: 1.00

Train leaves at: 3.30



موقع المعلم التعليمي

2 Look. What can you see?

### The Waterfall Shop



3



Listen to Nadia and Lina. Write what they are going to buy.

Nadia

4 postcards 8 LYD  
 حلويات sweets 6 LYD  
 كراسات note book 6 LYD  
 20 LYD

Lina

حل honey 10 LYD

4 You have 30 LYD. What are you going to buy?



I'm going to buy 1 mug,  
 2 notebooks and a cookie.

انا ذاهبة لشراء كوب  
 ودفاتر ملاحمة  
 وبيسكويت

I'm going to buy  
 crayons and a hat.



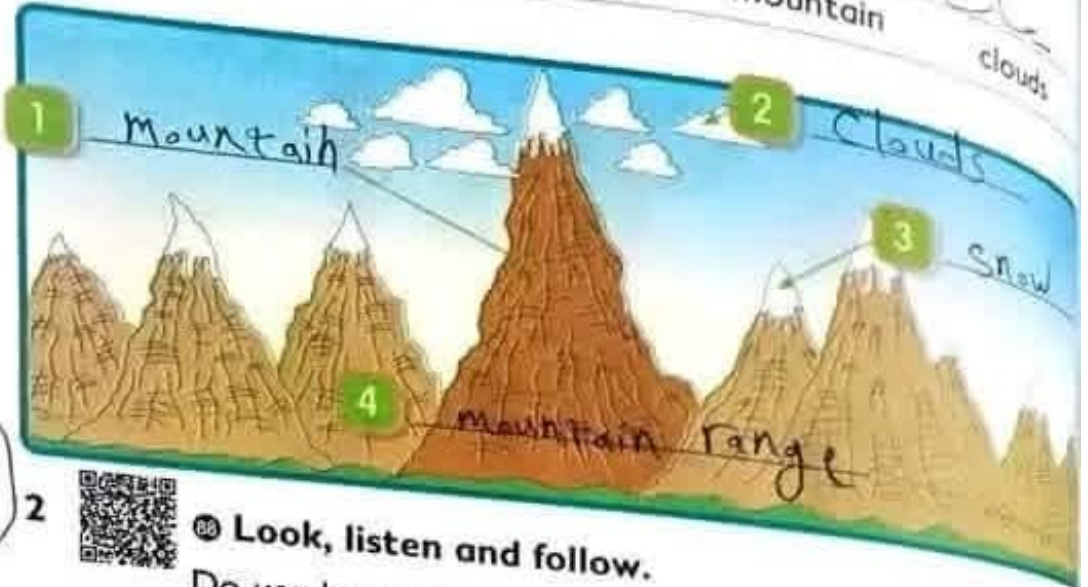
انا ذاهب  
 لشراء اقلام  
 وملوكة



# الجبال في ليبيا Mountains in Libya

1 Write the words on the picture.

ثلج snow      سلسلة جبال mountain range      جبل mountain      سحابة clouds



والجبال في ليبيا

2



Look, listen and follow.

Do you know the names of any famous mountains in Arab



لجبال نفوسة في ليبيا

Nafusa Mountains are in the west of Libya. They are 968 metres high.

Lots of interesting animals live in the mountains. There are also lots of beautiful plants and trees.

The weather is different to other places in Libya, because the mountains are very high. In the winter, it is very cold and sometimes snowy. In the summer, it is mild and dry.

والجبال نفوسة في ليبيا

ماذا نرى مع حلاوة على الكلمات

3 What can you see? Tick (✓) the words.



river ☒ city ☒ tall buildings ☒ desert ☒  
 bridge ☒ ruin ☐ mountain ☐ cave ☐  
 waterfall ☐ lake ☐ trees ☒

انظر الى مشروع الفضة 4 للمعلمين حول واحه صحراوية في ليبيا  
 4 Look at Class 4's mini project about a desert oasis in Libya.  
 Look at the black words. What's wrong?

### The Ubari Oasis

The Ubari Oasis lies between the Sahara <sup>desert</sup> ~~dessert~~ and the very <sup>old</sup> ~~young~~ sand dunes of the Idehan Ubari desert. The dunes are more than 100,000 years old! The Sahara is mostly sand, so it is a surprise to see a beautiful oasis with ~~sand~~ <sup>water</sup> in it. There are 20 small salt lakes ~~between~~ <sup>in</sup> the oasis.

5 Write Class 4's mini project again and draw pictures. Try to get a red rosette!


تقع واحه اوباري بين صحراء الصحراء  
 والكثبان الرملية القديمة جدا في صحراء  
 ليبيا اوباري يبلغ عمر الكثبان الرملية  
 من 100,000 عام تقريبا برونه واحه جميلة بها ماء





# Higher and Highest

1 Look, listen and point.



high cold



higher colder



highest coldest

2 Say the sentences.

A is high.

A is cold.

B is higher.

B is colder.

C is the highest.

C is the coldest.

انظر للصورة من الكلمات

3 Look at the pictures. Match the words.

1 big

2 old

3 tall

4 long

5 small



# تكوين سؤال Wh- Questions

1 Look, read and match.

الاستاذ الرئيسي

1




من who



what

3

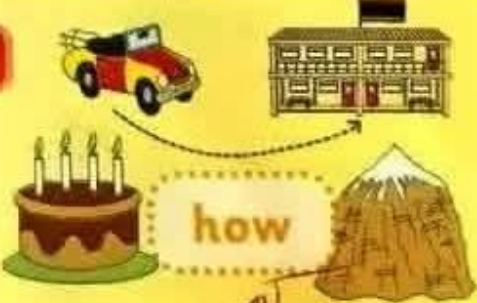


when




اين where

5



how



لماذا why

- |                     |                                |
|---------------------|--------------------------------|
| 1 who is a person   | 3 when is a time               |
| 6 why means because | 4 where is a place             |
| 5 how is a number   | 2 what is a thing or an animal |



2 Look, read and match.

3- أين المكتبة؟ الفناء أو المدرسة  
4- متى ستذهب؟ الساعة 7 صباحاً  
5- ماذا الرجل الطويل؟ الفناء أو المدرسة  
6- ما هذه؟ الفناء أو المدرسة

Questions	Answers
1 How do you go to school?	c He is my brother.
2 Why are you wearing a hat?	d At 7 o'clock.
3 Where is the library?	f By bus.
4 When do you wake up?	b Because it is cold.
5 Who is the tall man?	a They're sweets.
6 What are these?	e It's next to the school.

3 Listen and check your answers.

4 Let's practise.



Who is the little girl?



She's my sister.

Questions

- Who big boy 2
- What these 3
- How old you 6

- Where supermarket 5
- Why wearing boots 1
- When go to bed 4

Answers

- 1 cold
- 2 brother
- 3 cookies
- 4 8 o'clock
- 5 school
- 6 10

اقرأ ووصل والكتب الرقم  
3 Read, match and write the numbers.



1 Her next lessons were English and science. For lunch she had a sandwich and juice. At 2 o'clock it was time to go home.

2 After PE, it was break time. Muna played with her friends. They climbed up the ladder and went down the slide.

3 At home, Muna played with her friends and did her homework. She went to bed at 8 o'clock.

4 Yesterday, Muna went to school on the bus. Her first lesson was maths.

#### 4 Read and write the verbs.

I **go** to school. Yesterday, I **went** to school. **go** **went**  
My first lesson is maths. Yesterday, my first lesson was maths.

I **is** play with my friends. Yesterday, I **was** played with my friends.

I **play** do my homework. Yesterday, I **played** did my homework.

I **do** did

#### 5 Listen and say.



# Question Game

استمع وحاول الاجابة

1



Listen and point. Play the game



when



who



how

Yesterday

On Monday

On Friday

On Sunday

a boy

a girl

a monkey

a mouse

a cat

quickly

slowly

loudly

carefully

امس  
3 يوم الاثنين  
3 يوم الثلاثاء  
3 يوم الاحد

ولد

فتاة

قرد

فأر

قطه

سريعه

بطيئ

لصوت عال

بحذر

1



When?

متى

On Monday

3 يوم الاثنين



2



Who?

من

a cat

القطه



3



How?

كيف


slowly

بطيئ



موقع المعلم التعليمي

الأشياء والحيوانات



what

where

why

أكل الآيس كريم  
ate an ice-cream  
أكل بعض الجبن  
ate some cheese  
صنع كعكة  
made a cake  
شرب بعض الحليب  
drank some milk  
أكل موزة  
ate a banana

في الفصل  
in the classroom  
في المطبخ  
in the kitchen  
في الحديقة  
in the garden  
في حديقة الحيوانات  
in the zoo  
في غرفة المعيشة  
in the living room

لأنه كان جائعاً  
because he/she/it  
was hungry  
لأنه كان عطشاً  
because he/she/it  
was thirsty

4



What?

ماذا

ate an ice-cream

أكل آيس كريم



5



Where?

أين

in the kitchen

في المطبخ



6



Why?

لماذا

because it was hungry!

لأنه كان جائعاً





# Nadia's Grandma

الأستاذ عبد الرزاق

1



Listen and read.



I was tall. I had long, black hair.

كنت جميلة

You were pretty.



I played skipping at school.

لقد كنت جيدة في القفز

You were good at skipping.

كنت دائما اؤدي واجبي المدرسي



I always did my homework.

You were a good pupil.

كنت تلميذة جيدة



## 3 Read about Nadia's grandpa.

When he was 10, Nadia's grandpa had short, brown hair. He was a good pupil and he always did his homework. He played football at school with his friends. He was good at football.



## 4 Write and talk with your partner.

Pupil A

You are Nadia's grandpa.



I was tall.  
I had short, brown hair.

I play football  
at school.

I always did my homework.

Pupil B

You are Nadia.




He was strong.

He was good at football.

He was a good pupil.



1  Listen and look.



2 Look at the picture. Find these things and tick (✓).

popcorn

☐

funny

☐

film

good robot

☐

ice-cream

☐

bad robot

3  Now listen again and say.

موقع المعلم التعليمي

usif's email.

adiala  
he Cinema

I went to the cinema. I went  
with my mum, dad and brother. I saw  
a film about robots in a race. It was  
great. The good robot won the  
prize. I had an ice-cream and popcorn.  
It was a great day!



Read the email again and find the answers.

Where did he go? He went to the cinema  
What did he see? He saw a film about robots in a race  
Who did he go with? He went with his mum, dad and brother  
What did he have? He had an ice cream and pop corn  
What was it like? It was a great day!

Write the answer.



Where did he go?

He went to the cinema.

What ...?

He saw ...

Who ...?

He went ...





# Where did you go?

1



115 Listen and say the rhyme.



## Where did you go?

Where did you go?

I went to the zoo.

What did you see?

I saw elephants, and monkeys, too.

Who did you go with?

I went with Ali.

When did you go there?

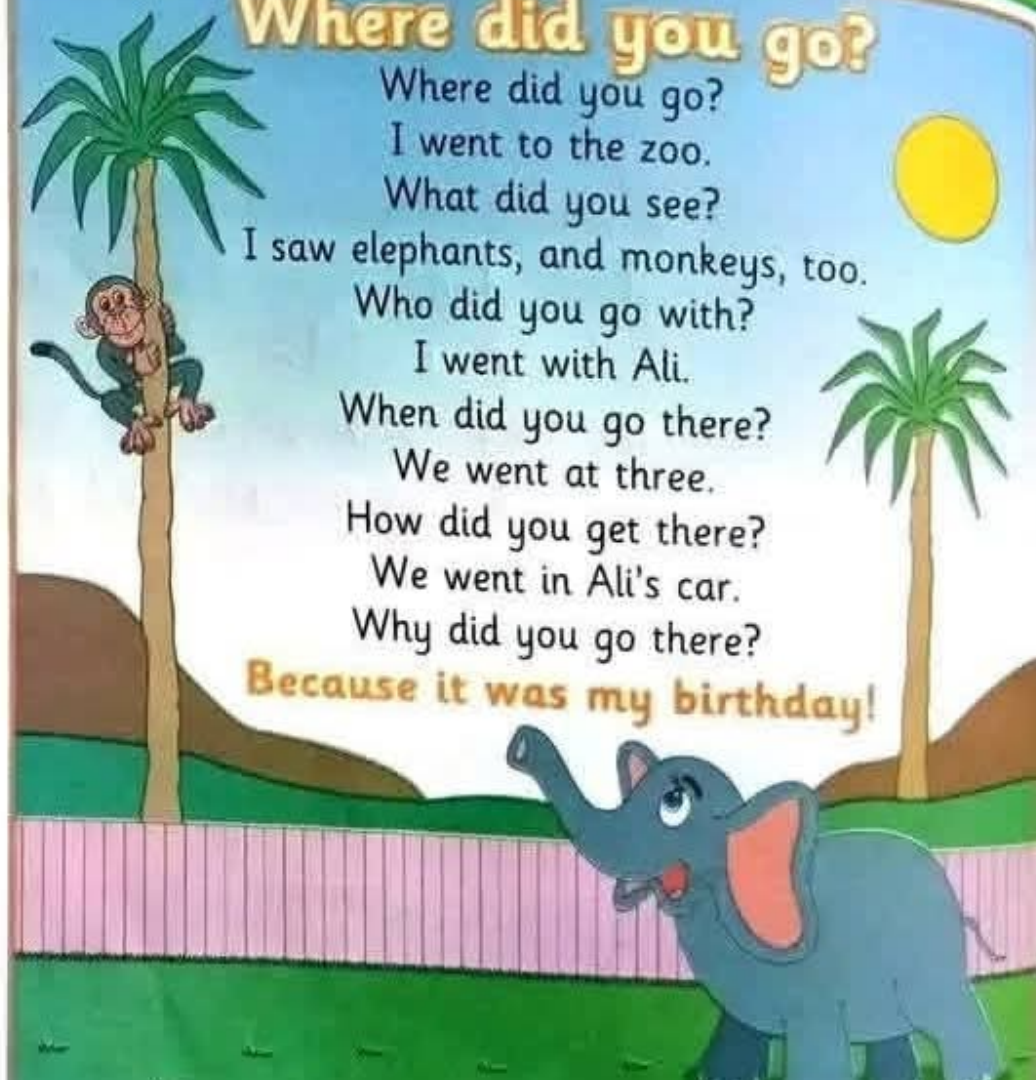
We went at three.

How did you get there?

We went in Ali's car.

Why did you go there?

**Because it was my birthday!**



2 Find the words and write.



went ☒ 1  
was ☐  
crawled ☐

climbed ☐  
had ☐  
went ☐

walked ☐  
played ☐  
went ☐

Yesterday, I <sup>1</sup> went to the playground with my friends, Tariq and Kareem. It <sup>2</sup> was fun! We <sup>3</sup> play football and did running races. Then, we <sup>4</sup> walked along the bars very carefully. I <sup>5</sup> climbed up the ladder and <sup>6</sup> went down the slide. I <sup>7</sup> crawled through the tunnel. We <sup>8</sup> had a picnic with sandwiches and lemonade. Then, we <sup>9</sup> went home.

3




Listen to Yousif and check your answers.



# There was ... / There were ...

1 Look and remember! You have 30 seconds!



2 Cover the pictures and read these words.

juice  
water  
orange

sandwich  
eggs  
tomatoes

apples  
bread  
cheese

pizza  
grapes  
cakes

## 3 Read the rules.

Game rules

- 1 Do not look at the pictures.
- 2 Make sentences.
- 3 Use 'There was' or 'There were'.
- 4 1 point for each sentence.
- 5 Count your points.

## Let's check!

There | was a book.  
          | were books.

There | was an apple.  
          | were apples.

## 4 Ask and answer.



There was ...



Yes, 1 point.



There were ...



Yes, 1 point for you.

Pupil A	Pupil B

## 5 Who is the winner? Tick (✓).

Pupil A.

☐

Pupil B.

☐



# The Little Brown Bird


1



Listen, look and read.


الاستاذ غيدو  
الرياني  
كان طائر صغير يصوت عالي

هنا عدة  
سنوات  
كان هناك  
طائر بني  
يعيش  
على قمة  
الشجرة



Many years ago, there was a little brown bird that lived at the top of a tall, tall tree.

1



It was a happy little bird and it sang loudly and its song was beautiful.

2


وكانت أغنيته جميلة

جاء الشتاء  
وقميت  
الرياح  
الباردة  
وطرد الطير  
وكان أكثر  
برودة



Winter came, the snow came and a cold wind blew. It got colder and colder.

3



A father and son were travelling a long way to their home. They had nowhere to stay.

4



The father made a small fire with sticks and both went to sleep on the cold ground.

5

كان الأب والابن يسافرون  
لما جاء الشتاء

الاستاذ عبيد والمرياني

راى القائر

يوم القائر الجيد وورق  
الكمائر وحسب  
ورق القائر  
ولقد القائر احمر

6

The fire started to go out. A hungry wolf saw the man and boy.

A tasty meal for me today! Yum, yum!

7

The little bird saw the wolf and saw the fire.

I must help. I must make the fire burn again.

8

The little bird flapped its wings and the fire got bigger and bigger, but the fire burnt the little bird's breast.

9

The man and boy woke up and saw the brave little bird. They thanked the little bird loudly.

You have saved us from the wolf!

10

From that day, these little brown birds have a red breast. Brave little birds!

استيقظ الرجل والولد  
وشكروا القائر بصوت عال

منذ ذلك اليوم طيور  
لهذه الطيور البنية العنبرية




تم رفع الملف

عبر

موقع الكتاب 24

للعودة الى الموقع اكتب في بحث جوجل

موقع الكتاب 24



alktab24.online

