


تم تحميل ورفع المادة على منصة



المعلم التعليمي

للعودة الى الموقع اكتب في بحث جوجل



المعلم التعليمي



ALMUALM.COM



STUDENT'S BOOK  
2

WE CAN!



Yoko Matsuka and Glenn McDougall

Mc  
Graw  
Hill



وزارة التعليم  
Ministry of Education  
2025 - 1447



## We Can! Student's Book 2

We Can! Copyright © 2009 by McGraw-Hill Education

Adaptation Copyright © 2025 by McGraw-Hill Education (UK) Limited

Published by arrangement with McGraw Hill LLC

ALL RIGHTS RESERVED. NO PART OF THIS BOOK MAY BE REPRODUCED OR TRANSMITTED IN ANY FORM OR BY ANY MEANS, ELECTRONIC OR MECHANICAL, INCLUDING PHOTOCOPYING, RECORDING OR BY INFORMATION STORAGE AND RETRIEVAL SYSTEMS, WITHOUT PERMISSION IN WRITING FROM MCGRAW HILL.

ISBN-13: 9781398962415

ISBN-10: 1398962414

### Series consultant: Mayumi Tabuchi

**Project manager:** Judy MacDonald, **Development editor:** Steve Longworth, **Editor:** Anne Tseng,

**Production manager:** Alfonso Reyes, **Designer:** Kate Vandestadt, **Design supervision:** Peter Shaw



www.mheducation.com

© 2025. Exclusive rights by McGraw-Hill Education (UK) Limited for manufacture and export. This book cannot be re-exported from the country to which it is sold by McGraw-Hill Education (UK) Limited.

## Photo Credits

**SB: iii** (t)©Tatweer Co. for Educational Services; **3** (l-r, t-b)©Andrew Paul Deer/Shutterstock, (2)©Jan Stria/Shutterstock, (3)©Daves-ayit/Shutterstock, (4)©Tatiana Grozetskaya/Shutterstock, (5)©Vaclav Sebek/Shutterstock, (6)©paula french/Shutterstock, (7)©davegkugler/Shutterstock, (8)©Nick Fox/Shutterstock, (9)©Donovan van Staden/Shutterstock, (10)©four Oaks/123RF, (11)©Glow Images, (12)©semue85/Shutterstock; **4** (t-b)©Pix One/Shutterstock, (2)©Fotos593/Shutterstock, (3)©Chase Swift/Getty Images, (4)©Tom Reichner/Shutterstock, (5)©McGraw-Hill Education, (6)©Seregam/Shutterstock, (7)©Jan Stria/Shutterstock, (8)©Martin Strmiska/Alamy Stock Photo, (9)©Elko Tsuchiya/Shutterstock; **8** (l-r, t-b)©bigjom jom/Shutterstock, (2)©David Carillet/Shutterstock, (3)©Tatweer Co. for Educational Services, (4)©Alina Zamogilykh/Shutterstock, (6)©McGraw-Hill Education; **14** ©Tatweer Co. for Educational Services; **15** (l-r, t-b)©Moatassem/Shutterstock, (2)©Alexander Chaikin/Shutterstock, (3)©allexandar/123RF, (4)©Volodymyr Dvornyk/Shutterstock, (5)©AHMAD FAIZAL YAHYA/Shutterstock, (6)©Tatweer Co. for Educational Services, (7)©dnaveh/Shutterstock, (8)©Volodymyr Dvornyk/Shutterstock; **16** (r)©Artisticco/Shutterstock; **17** (1)©Aui Meesri/Shutterstock, (2)©Mikbiz/Shutterstock, (3)©Hannu Liivaar/Alamy, (4)©Tom Saga/Shutterstock, (5)©vkstudio/Alamy; **20** (l-r)©McGraw-Hill Education, (2)©pmozz/Shutterstock, (3)©George Doyle/SuperStock, (4)©Irina Nartova/Shutterstock; **22** (l-r)©James Gathany/CDC, (2)©Punit Gupta, (3)©Elenamiv/Shutterstock, (4)©fam Dubai/Shutterstock; **28** (l-r)©Gordana Sermek/Shutterstock, (2)©Zurijeta/Shutterstock, (3)©zi3000/Shutterstock, (4)©MWermuth/Shutterstock; **30** (l-r, t-b, 2)©Lana Stem/Shutterstock, (3)©Fernandodiass/Shutterstock, (4, 5)©Es sarawuth/Shutterstock, (6)©Photoongraphy/Shutterstock, (7)©Aakash Bagchi/Shutterstock, (8)©Nor Gal/Shutterstock, (9)©demidoff/Shutterstock; **31** (c)©Es sarawuth/Shutterstock; **32** (l-r, t-b)©Yuri Arcurs/DesignPics, (2)©Ruslan Kudrin/Shutterstock, (3)©Radius Images/Image Source, (4)©CosminIftode/Shutterstock, (5)©Bohbeh/Shutterstock, (6)©Image Source; **36** (b)©Sketch Master/Shutterstock; **38** (l-r, t-b)©Cincinart/Shutterstock, (2)©hanahusain/Shutterstock, (3)©Uncle Leo/Shutterstock; **40** (cl)©b71/Shutterstock, ©Vladislav Ashikhmin/Alamy Stock Vector, ©Ammar Rasheed/Shutterstock, (cr)©Tarikdiz/Shutterstock, (bl, br)©tiny windmill/Shutterstock; **46** ©Tatweer Co. for Educational Services; **48** (c)©mkos83/123RF, (inset)©Zurijeta/Shutterstock; **52** (11)©Lana Stem/Shutterstock; **55** (11)©Tatweer Co. for Educational Services.

**WB: 67** (1)©Shawn Mahoney, (2)©Ondrej Prosicky/Shutterstock, (3)©Paul Henning/Image Source, (bl)©Stephen Mcsweeny/Shutterstock, (bc)©Shawn Mahoney, (br)©Paul Henning/Image Source; **68** (l-r, t-b)©Dmytro Gilitukha/Shutterstock, (2)©paula french/Shutterstock, (3)©Worakket/Shutterstock, (4)©Radek Borovka/Shutterstock, (5)©Ronnie Howard/Shutterstock; **71** (l-r, t-b)©Serhii Brovko/Shutterstock, (2)©David Carillet/Shutterstock, (3)©McGraw-Hill Education, (4)©Vibrant Image Studio/Shutterstock, (5)©Akugasahagy/Shutterstock, (6)©Tewin Kijthamrongworakul/Alamy Stock Photo, (7)©bigjom jom/Shutterstock, (8)©Tatweer Co. for Educational Services; **76** (1)©Whitevector/Shutterstock, (2)©Sony Herdiana/Shutterstock, (3)©SaudiArabiaPhotography/Shutterstock, (4)©Alexander Kondratenko/Shutterstock, (5)©iofoto/Shutterstock, (6)©Tatweer Co. for Educational Services; **79** (1)©Mikbiz/Shutterstock, (2)©vkstudio/Alamy, (3)©Hannu Liivaar/Alamy Stock Photo; **81** (1)©David Papazian/Shutterstock, (2)©Photographee.eu/Shutterstock, (3)©Peshkova/Shutterstock, (4)©Photographee.eu/Shutterstock, (5)©Interior Design/Shutterstock, (6)©Africa Studio/Shutterstock, (7)©JOAT/Shutterstock; **84** (1)©Photobac/Shutterstock, (2)©Miroslav Pesek/Shutterstock, (3)©Photographee.eu/Shutterstock, (4)©Avaniks/Shutterstock, (5)©Photographee.eu/Shutterstock, (6)©Juris Kraulis/Shutterstock; **91** (1)©chalrumpon onnongwa/Shutterstock, (2)©Picsfive/Shutterstock, (3)©McGraw-Hill Education, (4)©Mark Steinmetz, (5)©ChameleonsEye/Shutterstock; **92** (tr, bl)©Koya979/Shutterstock, (cl)©Lana Stem/Shutterstock, (br)©Fernandodiass/Shutterstock; **100** (3)©hanahusain/Shutterstock, (7)©Cincinart/Shutterstock, (9)©Uncle Leo/Shutterstock; **102** (cl)©Tarikdiz/Shutterstock, (cr)©b71/Shutterstock, ©Vladislav Ashikhmin/Alamy Stock Vector, ©Ammar Rasheed/Shutterstock, (5, 6)©tiny windmill/Shutterstock.





# Contents

## Student's Book

Unit 1	Wild Animals	2
Unit 2	From Here to There	10
Unit 3	My House	18
Unit 4	My Things	26
Unit 5	My Day, Animals, Places	34
Phonics Practice		42
Picture Dictionary		52
Audio Track Lists		57
Word List		59
Objectives		60
Workbook		62





# Syllabus

Unit and Topic	Talk Time	Rhythms and Listening
1 Wild Animals	Look! It's (a baby monkey, an elephant). Monkeys are cute. Elephants are big. Where's the (lion, snake)? It's over there. / It's here.	Chant: <i>Animal Chant</i> I will catch a (monkey, elephant, tiger, snake, bear) by the (toes, tail, nose). Sounds: monkey, elephant, tiger, snake, bear
2 From Here to There	Excuse me. Where's the train station? Walk straight and turn left. How do you go to school? I walk. How about you? I go by school bus.	Chant: <i>When You See a Red Light</i> red, yellow, green, stop, wait, go
3 My House	Hello. Welcome to our house. Would you like to come in? Yes, please. I'll show you around. Thanks. This is the (living room).	Chant: <i>Where's the Boy?</i> Where's (Ali, mother, the boy)? In the (bathroom, kitchen, dining room, yard, bedroom).





Words in Action	Phonics	Phonics Practice
Elephants (are big, have trunks). Zebras (are black and white, have stripes). Crocodiles (are scary, have big teeth). Chimpanzees (are smart, have long arms). Snakes (are long, have no arms or legs). Hippos (are fat, have big mouths).	Long/short vowels o and o_e, u and u_e, oo, ea octopus, fox, rose, rope cup, bus, duck, cube, huge, uniform book, foot, cook, food, boot, moon head, bread, feather, peach, meat, bread Final s hippos, crocodiles, snakes, elephants, dresses, faces	Words with -s ending Words with bl, pl Consonant Blends
Watch out! It's a / an (truck, bus, train, motorbike, car, bicycle, taxi, police car, ambulance). taxi stand, hospital, school, train station, airport, space station, moon	Consonant clusters/blends st, sl, bl, cl, fl, gl, pl station, step, stop, sleep, slip, black, blue, class, clock, plant, plate, glass, glue, flag, fly Consonant digraphs sh, ch ship, sheep, chip, cheese	Words with short and long oo Words with gr, gl and cr, cl Words with fl, fr and dr, tr
The mouse is (on, in, under, next to, behind) the (chair, cupboard, bed, fridge, table).	Consonant clusters/blends pr, fr, prize, present, fries, frog Diphthongs ou mountain, cloud, mouse, house Short vowels o, u dot, not, hot, ox, fox, box, nut, but, cut, sun, fun, run	Words with br, pr Words with wh, w, h, and ph Words with sm, sn and st, sl





# Syllabus

تخطيط

Unit and Topic	Talk Time	Rhythms and Listening
4 My Things	Can I have some candy? Sure. Here you go. Great! Thanks. How many are there? Let's count them. Numbers 1-100. That's a lot.	Chant: <i>Things on My Desk</i> pens, pencils, paper, glue, scissors, erasers, candy
5 My Day, Animals, Places	Tell me about your day! I get up at 6 o'clock. What time do you eat lunch? At 2.00 o'clock. Then I do my homework. Do you watch TV in the evening? Yes, I do. What do you do on Saturday? I play with my friends. Sunday, Monday, Wednesday, Thursday, Friday, Saturday.	Chant: <i>Which animal is it?</i> Its (jaws are huge). Their (skin is green). Can (ostriches) run? Yes, they can. Can they fly? No, they can't. (Ostriches) can (run) but (they) can't (fly!) sunny, cloudy, rainy, snowy



Words in Action	Phonics	Phonics Practice
What's this? / What are these? It's a / They're (computer game/s, comic book/s, music player/s, cell phone/s, wallet/s, watch/es).	Consonant clusters/blends sm, sn, sp, sw smile, small, snail, snack, spider, spring, sport, sweater, swing, swan Vowels - a, e, i, o, u fat, cat, sat, mat, hen, pen, in, on, fox, box, bug, rug.	Words with bl, br, fl, fr, cl, cr, dr Long vowel sounds
Does he work in an office? Yes, he does./ No, he doesn't. Is he (an/ architect, astronaut, a/ businessman, computer technician, cook, doctor, farmer, firefighter, pilot, teacher)? Yes, he is./ No, he isn't. He/she has (short brown hair, long hair, brown eyes, short blond hair.) He/She is tall/ short.	Long Vowels ee, ea/ ea sleep, read, head, sheep, meat, bread Irregular plurals man/ men, woman/ women, child/ children, foot/ feet, mouse/ mice next to, opposite, between, near, on	





# Unit 1 Wild Animals

## Talk Time

1 Listen and point.



2 Practice the talks in pairs.

3 Act out the talks in pairs.





# Fun Time!

## 4 Find the Animal



Listen to the teacher and look for the animal.  
Say the letter.



## I Can ...

- act out the talks about wild animals.
- tell friends the names of six wild animals using the animal chart.





# Rhythms and Listening



Chant and mime.

## Animal Chant

I will catch a monkey, by the toes, by the toes.

I will catch a monkey, by the toes!

... a monkey, by the toes!

... an elephant, by the trunk!

... an elephant, by the trunk!

... a tiger, by the tail!



... a tiger, by the tail!

... a snake, by the head!

... a snake, by the head!

... a bear, by the nose!

... a bear, by the nose!



## Sounds and Letters

2 Listen, say, and match.



o

octopus

fox



o e  
rose

rope






# Fun Time!

## 3 What Animal Is This? Game

Listen and guess.



### I Can ...

- chant the *Animal* chant.
- play the What Animal Is This? Game with a partner.



## Advice Time




The early bird catches the worm.





## Words in Action

### 1 Listen, point, and say.



1. Elephants ...  
are big.  
have trunks.



2. Zebras ...  
are black and white.  
have stripes.



3. Crocodiles ...  
are scary.  
have big teeth.



4. Chimpanzees ...  
are smart.  
have long arms.



5. Snakes ...  
are long.  
have no arms or legs.



6. Hippos ...  
are fat.  
have big mouths.

### 2 Practice the sentences in pairs.

One partner says the animal name. The other says one thing about it. Then switch.






# Fun Time!

## 3 Animal Two Hints Game

Listen to two hints and say the animal's name.



## I Can ...

- say something about three wild animals.
- play the Animal Two Hints Game.



Now go to page 42



# Phonics

## Sounds and Letters

1 Listen, point, and say. Then read and number 1 or 2.



1 /e/



head

2 /i/



read



1:1 feather 2:1 peach 2:1 meat 1 bread

2 Listen, point, and say. Then match with u or u\_e.



U says ... u, u, tub and U says ... u, u, tube



cup



cube



uniform

u

u\_e

bus

duck

huge



2: u: cup, bus, duck  
u\_e: cube, uniform, huge

3 Listen, say, and match.



food

book


boot



foot

moon

cook





## 4 Read and number. Then listen and check.



1 /z/  
 arms

2 /s/  
 trunks

3 /iz/  
 noses

☒ 1 hippos

☐ crocodiles

☐ snakes

☐ elephants

☐ dresses

☐ faces

س:4  
 - hippos = 1 - crocodiles 1  
 - snakes = 2 - elephants 2  
 - dresses = 3 - faces -

## Fun Time!

### 5 Phonics Race



Say and mime words in pairs.  
 Use these letters.  
 o o\_u ea u  
 u\_e oo

o\_e says rose ...

o says hot ...



س:5  
 Phonics)  
 (Race  
 o: hot -  
 o\_e: rose -  
 o\_u: -  
 cloud  
 ea: peach -  
 / head  
 u: duck -  
 u\_e: cube -  
 oo: book / -  
 boot



### I Can ...

- listen, point, and match pictures, words, and letters.
- say, read, and write the sounds for ea, peach and ea, head; u, duck; u\_e, cube; oo, book; and oo, boot by myself.



Now go to page 43



# Unit 2 From Here to There

## Talk Time

### 1 Listen and point.



www.iem.edu.sa



CD1 14



### 2 Practice and act out the talks in pairs.

### 3 Listen, point, and say. Then write the missing letters.



CD1 15

station step stop

Walk straight two \_\_\_\_eps  
and \_\_\_\_op!

س3: Walk straight  
!two steps and stop






# Fun Time!

## 4 Which Way Are You Looking?

Close your eyes and try to follow.



### I Can ...

- act out the talks about directions and going places with a partner.
- give directions to a partner, saying “Turn left.”, “Turn right.”, and “Walk straight.”







# Rhythms and Listening

1 Chant and do the actions.



## When You See a Red Light




When you see a red light, red light, red light.

When you see a red light, stop, stop, stop.


When you see a yellow light,  
yellow light, yellow light.

When you see a yellow light, wait, wait, wait.



When you see a green light,  
green light, green light.

When you see a green light, go, go, go.



## Sounds and Letters

2 Listen, say, and number. Then write the missing letters.



1: ship  
س 2



2: chip  
س 2




3: tip  
س 2



sh: sheep  
س 2



ch: cheese  
س 2



sl: sleep  
س 2








# Fun Time!

## 3 Traffic Signal Game



Listen to the leader and say what to do.



### I Can ...

- chant the *When You See a Red Light* chant.
- say if a traffic signal says "Stop!", "Wait!", or "Go!".






## Words in Action

1 Listen, point, and say.

Watch out! It's a / an ...



1. truck



2. bus



3. train



4. motorbike



5. car



6. bicycle



7. taxi



8. police car



9. ambulance

2 Practice the words in pairs. Then race your partner.





# Fun Time!

## 3 Take a Trip!



Listen and trace with your finger from each place to the next to complete your trip. Where do you end up?

Where are you now?



Take a bus.



## I Can ...

- say the names of three vehicles.
- tell someone two sentences like “Take a bus.” or “Take a taxi.”



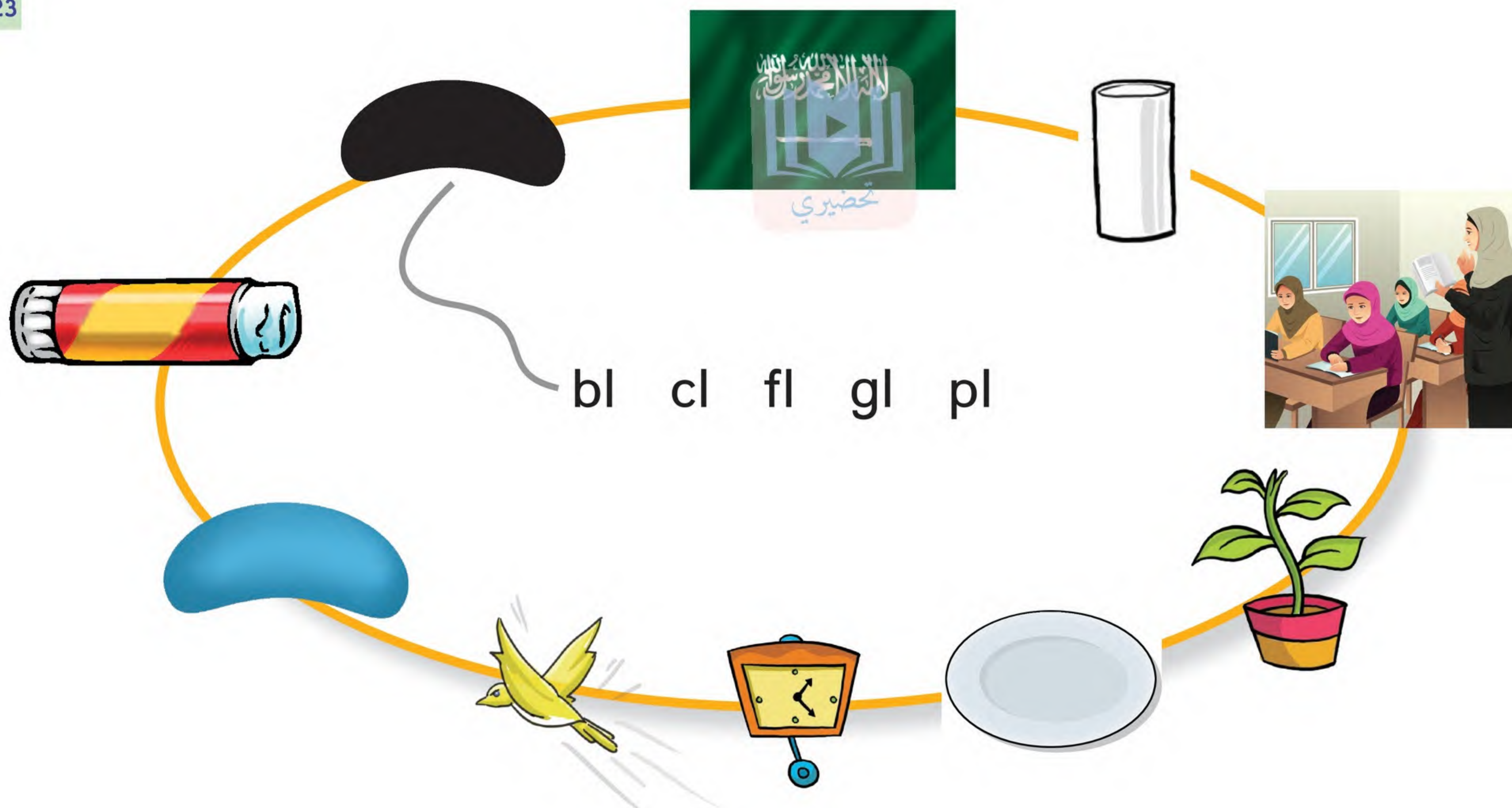
Now go to page 45



# Phonics

## Sounds and Letters

1 Listen, say, and match. Then write the missing letters.



- |                          |                          |                         |                          |
|--------------------------|--------------------------|-------------------------|--------------------------|
| 1. <div>س1: bl</div> ack | 2. <div>س2: cl</div> ass | 3. <div>س3: fl</div> ag | 4. <div>س4: pl</div> ant |
| 5. <div>س5: cl</div> ock | 6. <div>س6: gl</div> ue  | 7. <div>س7: fl</div> y  | 8. <div>س8: pl</div> ate |

## Advice Time



Ask and you'll never be lost.






# Fun Time!

## 2 Picture Puzzle



Write five words from the photos.

1. b **bed :1س** 2. b **bus :2س** 3. p **plant :3س**  
 4. c **car :4س** 5. b **bicycle :5س**



### I Can ...

- listen, point, and match pictures, words, and letters.
- say, read, and write the sounds for bl, black; cl, clock; fl, flag; gl, glass; pl, plant.





# Unit 3 My House

رابط الدرس الرقمي



www.iem.edu.sa



## Talk Time

1 Listen and point.



Yes, please.

Hello.

124

Welcome to our house.  
Would you like to come in?

I'll show you around.

Thanks.

This is the living room.

2 Practice the talks in pairs.

3 Act out the talks in pairs.

Remember the Big Four



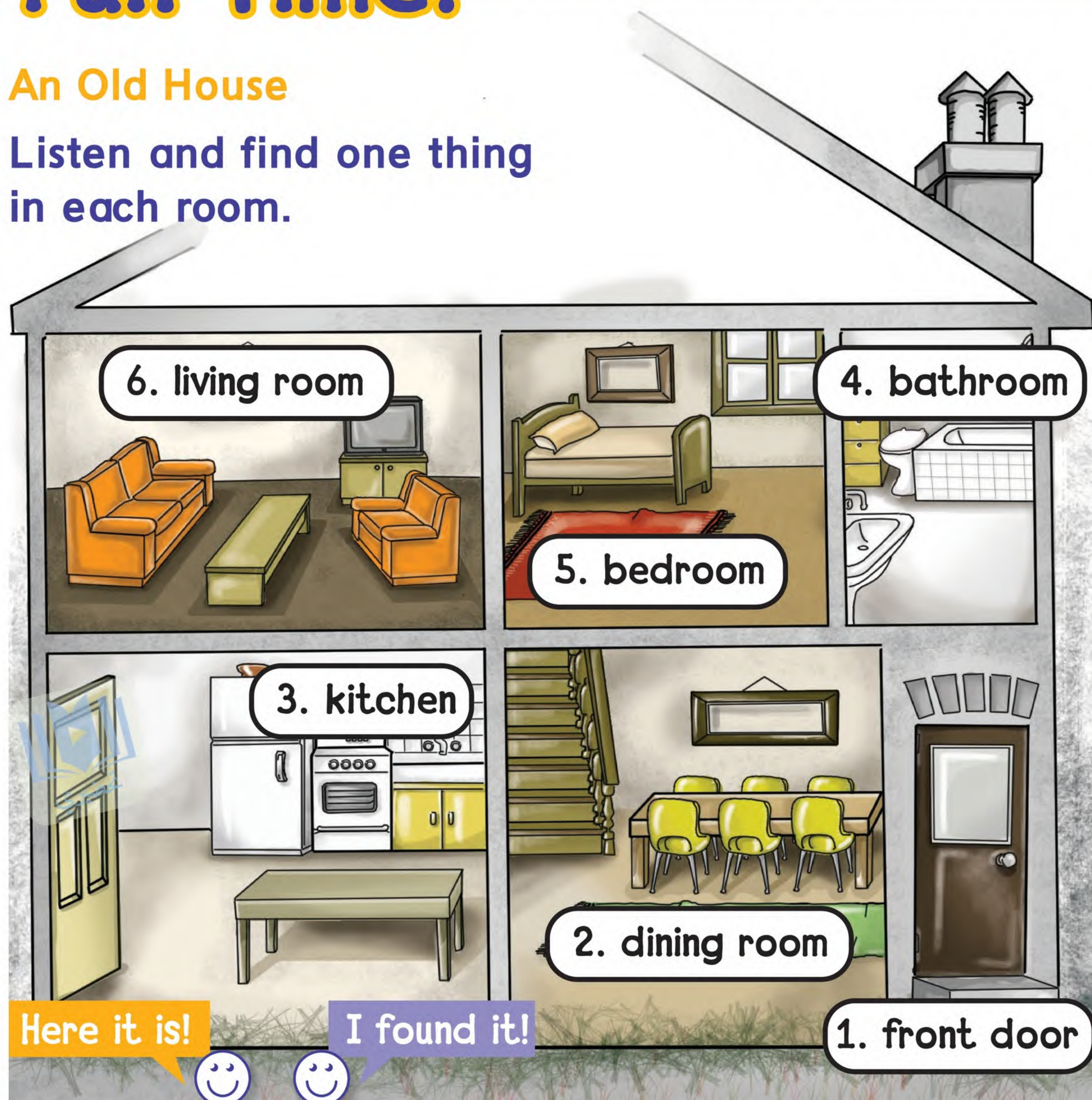


# Fun Time!

## 4 An Old House



Listen and find one thing in each room.



### I Can ...

- act out the talks about showing around the house with a partner.
- show someone around my house.





# Rhythms and Listening




Chant and point.



## Where's the Boy?

Where's ...?

In the ...



## Sounds and Letters

2

Listen, say, and match. Then write the missing letters.



prize



fries



present



frog



My friend is eating \_\_\_\_ies.

س2: fr



# Fun Time!

## 3 Where? Relay

Don't forget to repeat "Where?"

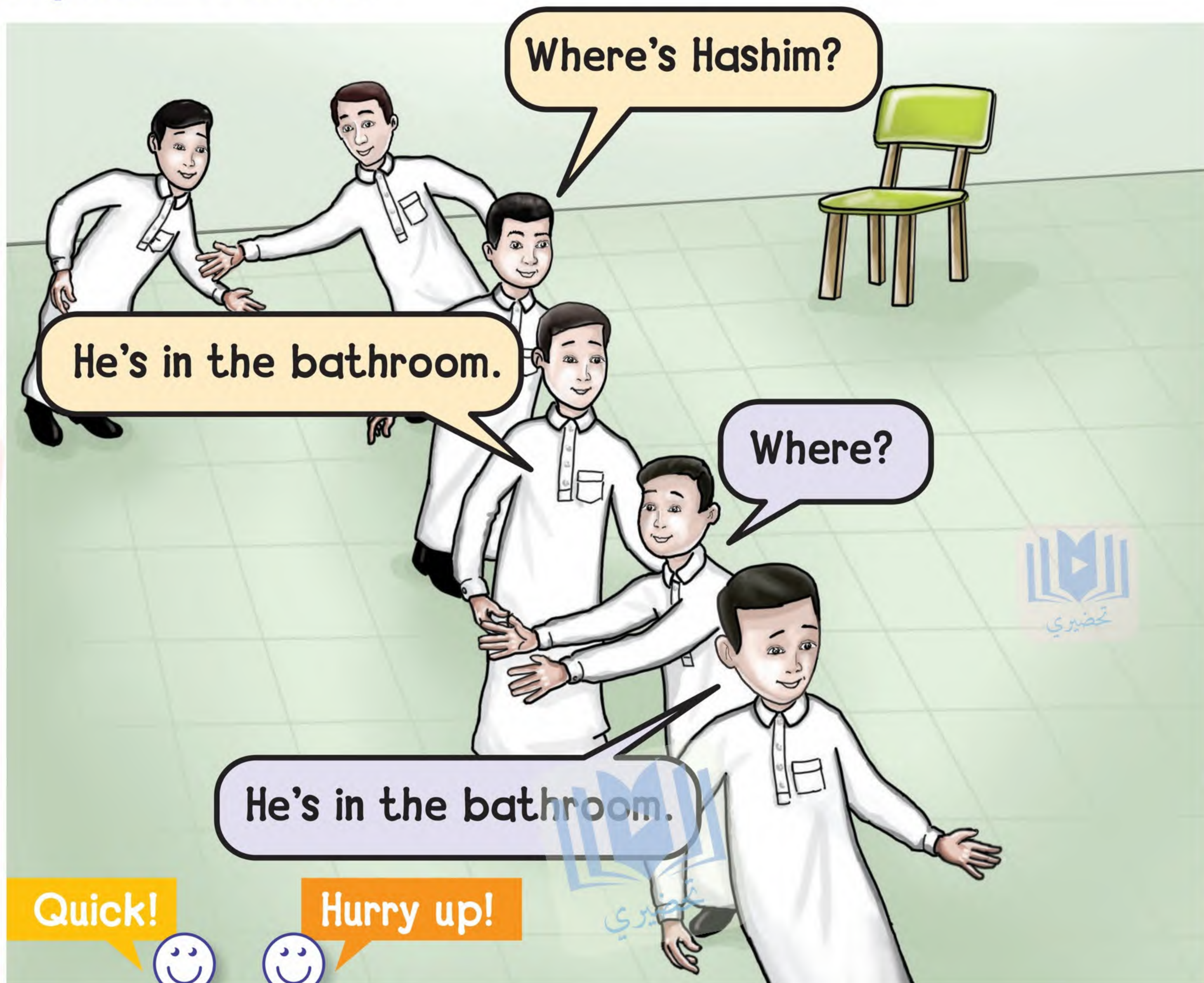


### Grammar Toolbox

He is = He's

She is = She's

Where is = Where's



## I Can ...

- chant the *Where's the Boy?* chant.
- ask "Where's ... ?" when I want to know where someone is.



Now go to page 47

21

Unit 3




## Words in Action

1 Listen, point, and say.



The **mouse** is **on** the **chair**.



The **mouse** is **in** the **cupboard**.



The **mouse** is **under** the **bed**.



The **mouse** is **next to** the **fridge**.



The **mouse** is **behind** the **table**.

## Sounds and Letters

2 Listen, say, and match. Then write the missing letters.



cloud



mouse



house



mountain

The m\_\_se is in the h\_\_se.

س2: The mouse is in the house.  
\*\*missing letters: ou, ou


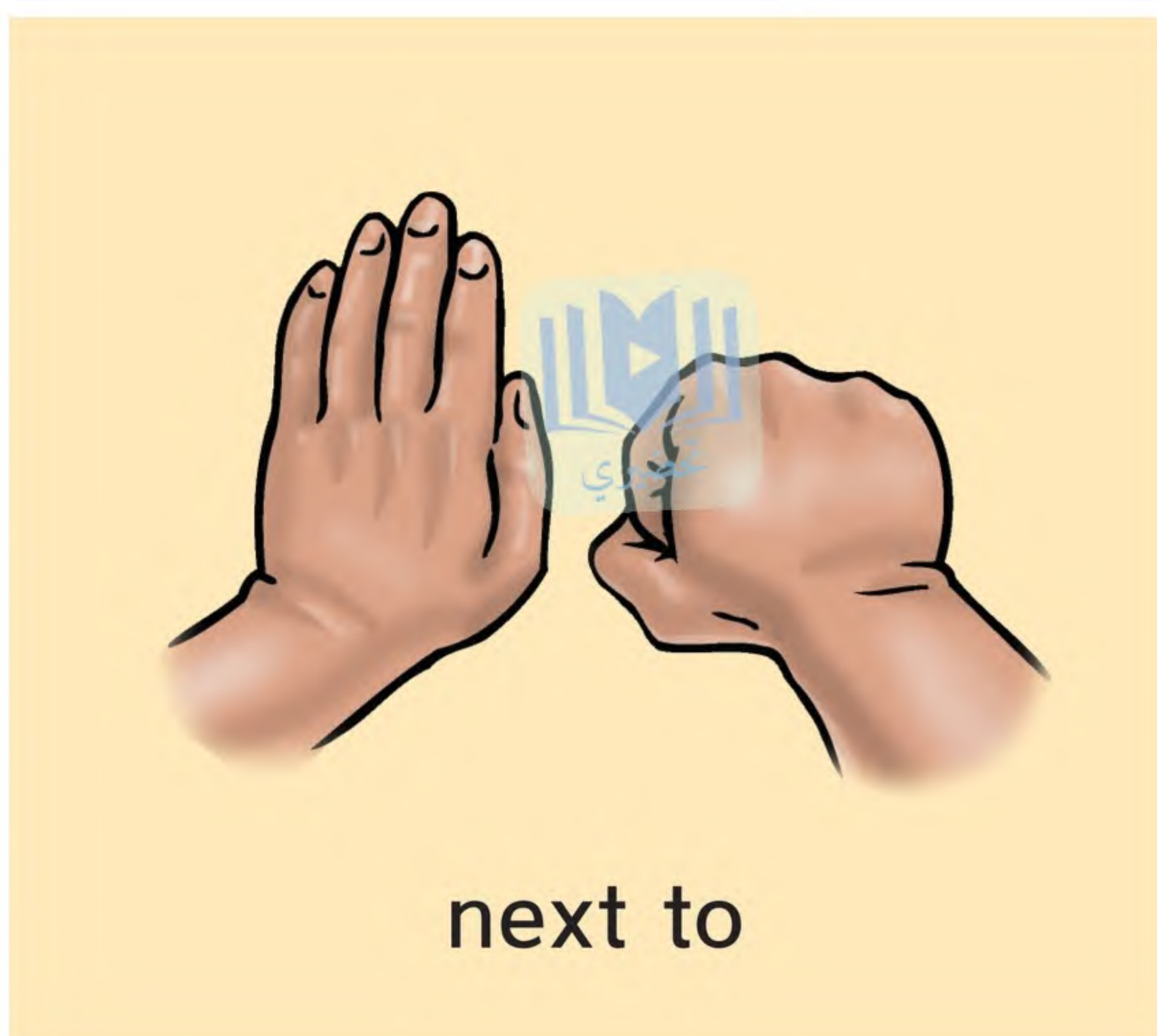
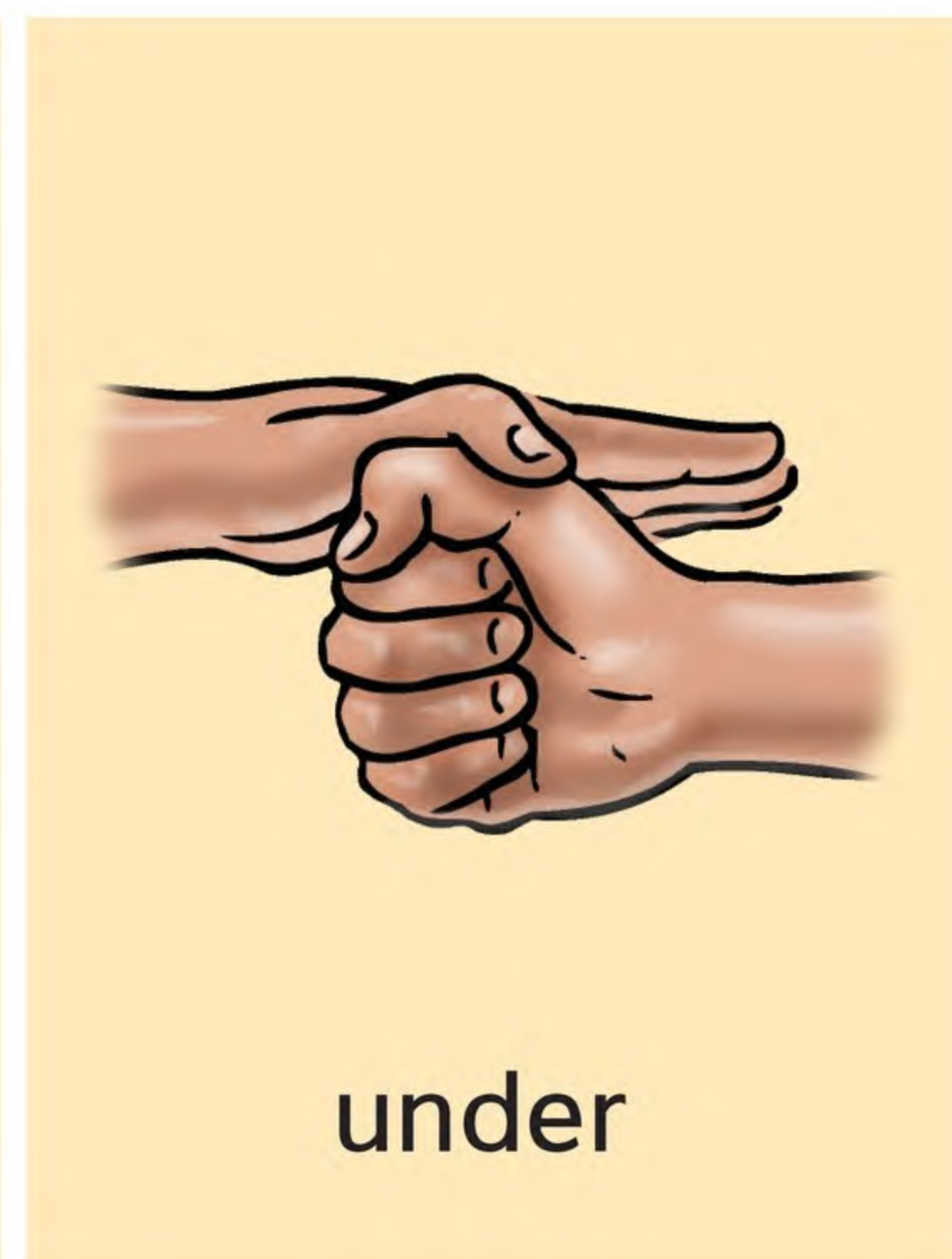
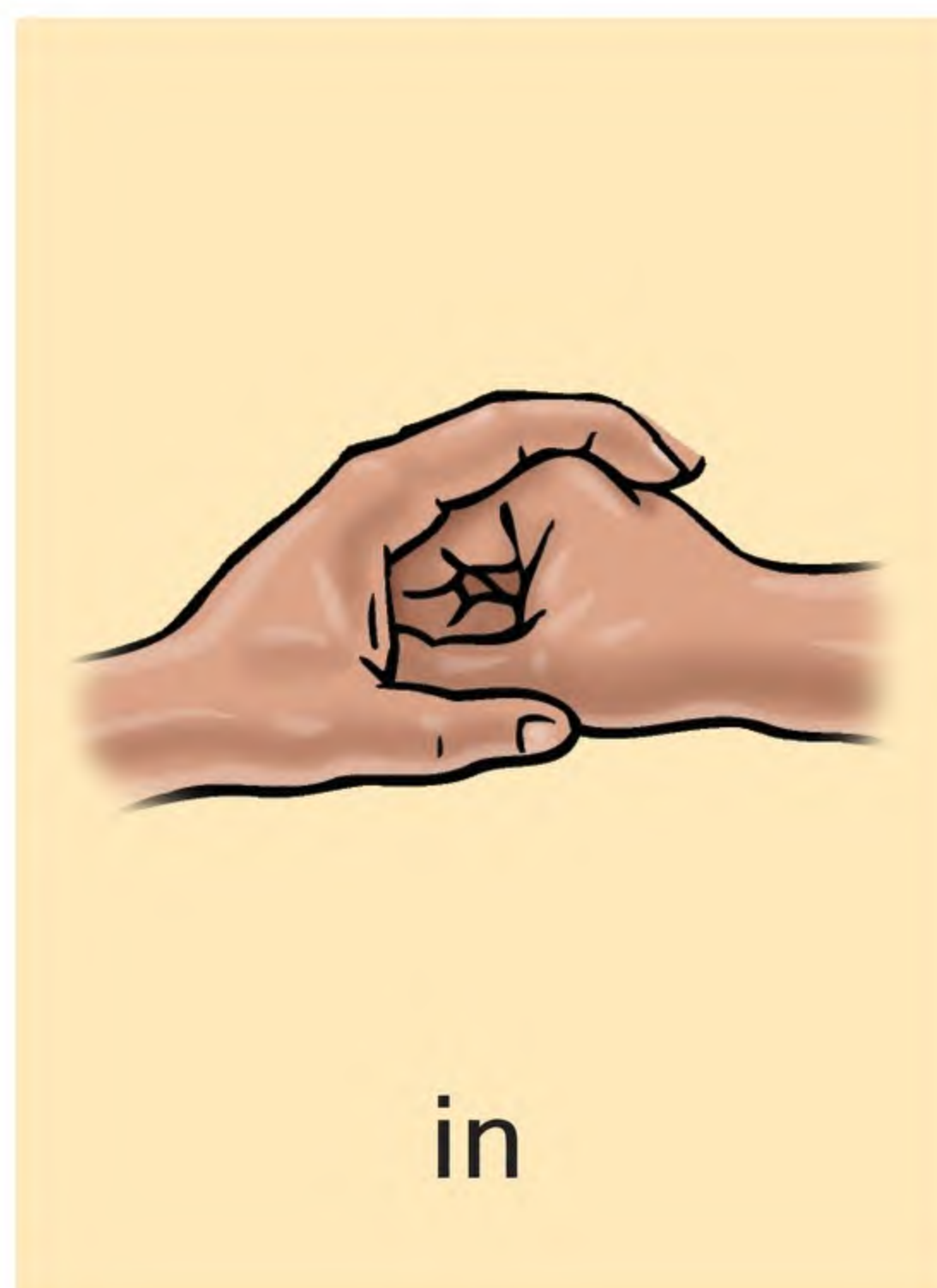




# Fun Time!

## 3 Two Hands Game

Listen and move your hands.



### I Can ...

- say the names of three pieces of furniture.
- play the Two Hands Game.



GOAL 61



GOAL 62

Now go to page 48



# Phonics

1 Read and color o and u.



## The Ox Story

An **ox** sat **on** a **box**. He had  
fun in the **sun**. He was **hot**.  
He sat **under** a tree.  
Then he was **not** **hot**.



2 Listen and spell.



- How do you spell ox?
- How do you spell box?
- How do you spell fun?
- How do you spell sun?
- How do you spell hot?
- How do you spell not?

**o-x**

**b-o-x**

**f-u-n**

**s-u-n**

**h-o-t**

**n-o-t**





# Fun Time!

## 3 Speed-reading



Make pairs. Read together and clap.



dot  
not  
hot



ox  
fox  
box



nut  
but  
cut



sun  
fun  
run



### I Can ...

- say the spelling of two three-letter words.
- read the three-letter word speed-reading list by myself.



## Advice Time



You can buy a house but not a home.





# Unit 4 My Things

## Talk Time

1 Listen and point.



2 Practice the talks in pairs.

3 Act out the talks in pairs.





# Fun Time!

## 4 Word Hunt



When you get a row of letters, shout "Row!"



### I Can ...

- act out the talks about candy with a partner.
- count from one to thirty.



## Advice Time



Don't put all your eggs in one basket.





# Rhythms and Listening

1 Chant and point.



## Things on My Desk

Pens and pencils,

Pens and pencils.

Paper and glue,


Paper and glue.

Scissors and erasers,

Scissors and erasers.


Candy for you,

Candy for you.



## Sounds and Letters

2 Listen, say, and match. Then write the missing letters.



smile



snail



small



snack

\_\_\_\_\_ails are \_\_\_\_\_all and quiet.


س2: sn ails are sm all and quiet. (\*\*)  
Snails are small and quiet. (\*\*)



# Fun Time!

## 3 Borrowing Things Relay

Ask to borrow things.



### I Can ...

- chant the *Things on My Desk* chant.
- ask to borrow some things in class.



GOAL 67



GOAL 68





## Words in Action

**1** Listen, point, and say.



What's this?  
It's ...

What are these?  
They're ...

1. a comic book



2. comic books



3. a cell phone



4. cell phones



5. a wallet



6. wallets



7. a watch



8. watches



**2** Practice the sentences. Play the Copycat Game.

What's this? It's a wallet.

What's this? It's a wallet.

What are these?  
They're wallets.

What are these?  
They're wallets.



# Fun Time!

## 3 Pointing Race

Point faster than your partner.

Singular



Plural



I was first!



### I Can ...

- follow the teacher and play the Copycat Game.
- ask "What's this?" or "What are these?"



GOAL 69



GOAL 70

Now go to page 50



# Phonics



1 Listen, say, and number 1 or 2. Then write the missing letters.



<p>1 /sp/</p>  <p>spider</p>	<p>2 /sw/</p>  <p>sweater</p>		
			
<p>ring</p> <p>sp → س 1:1</p> <p>spring</p>	<p>ort</p> <p>sp → س 1:2</p> <p>sport</p>	<p>2 ing</p> <p>sw → س 2:3</p> <p>swing</p>	<p>an</p> <p>sw → س 2:4</p> <p>swan</p>

2 Read and color all the vowels, a, e, i, o, and u.



## A Funny Day

A fat cat sat on a mat.



A fat hen sat on a pen.



A fat fox sat in a box.



And a fat bug sat on a rug.



س 5: لَوْن جميع حروف العلة في النص: a, e, i, o, u





# Fun Time!

3 Find the numbers and draw lines.



Listen, count, and say the missing numbers. Then play with a friend.



س: 3: الترتيب  
(تصاعدياً):  
→ 43 → 40  
→ 47 → 44  
→ 50 → 48  
→ 56 → 55  
→ 59 → 57  
→ 62 → 60  
→ 68 → 66  
→ 73 → 70  
→ 78 → 76  
→ 80 → 79  
→ 82 → 81  
→ 90 → 84  
100 → 98

الأرقام الناقصة:  
,46 ,45 ,42 ,41  
,53 ,52 ,51 ,49  
,63 ,61 ,58 ,54  
,69 ,67 ,65 ,64  
,75 ,74 ,72 ,71  
,86 ,85 ,83 ,77  
,91 ,89 ,88 ,87  
,95 ,94 ,93 ,92  
99 ,97 ,96

A collection of numbers in colored circles for a matching game:

- Blue circles: 40, 43, 47, 48
- Orange circles: 70, 73, 76, 78, 79
- Green circles: 50, 55, 56, 57, 59
- Pink circles: 66, 62, 68
- Brown circles: 81, 82, 84, 90, 98
- Teal circle: 100
- Light blue circle: 44

I'm finished!



I Can ...

- read the story "A Funny Day" by myself.
- count from 40 to 100.



Now go to page 51


Ministry of Education  
2025 - 1447



# Unit 5 My Day, Animals, Places

## Talk Time

### 1 Listen and say.



### 2 Practice the talks in pairs.

### 3 Practice and act out the talks in pairs.





# Fun Time!

## 4 What time is it?

Listen and number.

CD1 47

س: 4  
seven 5  
three 4  
nine 1  
twelve 3  
eleven 2



\_\_\_ seven



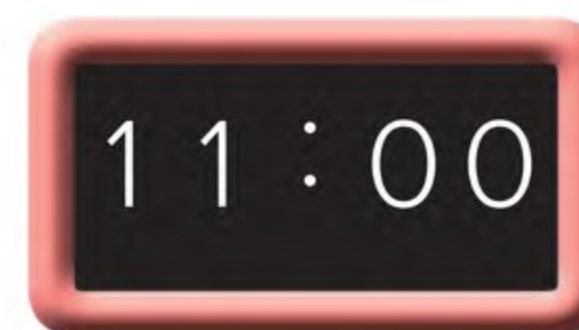
\_\_\_ three



\_\_\_ 1 nine



\_\_\_ twelve



\_\_\_ eleven

## Grammar Toolbox

Do you watch TV in the evening?

Yes, I **do**. / No, I **don't**.

What time do you get up?

I get up at six o'clock.

**I/you/we/they** get up at 6 o'clock.

## 5 Check school days in Saudi Arabia.

س: 5 ✓ Sunday, ✓ Monday, ✓ Tuesday, ✓ Wednesday, ✓ Thursday )X Friday, X Saturday(

✓						
Sunday	Monday	Tuesday	Wednesday	Thursday	Friday	Saturday

## 6 Ask and answer in pairs.

What time do you get up on Saturday?

I get up at 7 o'clock!

CD1 48

From Sunday to Thursday	YOU	YOUR FRIEND
1. What time / get up?		7 o'clock
2. What time / go to school?		
3. Where / eat lunch?		
5. What time / come home?		
6. What / do in the evening?		

س: 6 (1)  
YOU: I get up at 6 o'clock.  
س: 6 (2)  
YOU: I go to school at 8 o'clock.  
FRIEND: I go to school at 9 o'clock.  
س: 6 (3)  
YOU: I eat lunch at school.  
FRIEND: I eat lunch at school.  
س: 6 (5)  
YOU: I come home at 3 o'clock.  
FRIEND: I come home at 3 o'clock.  
س: 6 (6)  
YOU: I watch TV.  
FRIEND: I do my homework.

## I Can ...

- ask my friend questions about his / her day and get an answer.
- tell the time, ask, and talk about everyday activities.

GOAL 73

GOAL 74





# Rhythms and Listening

Listen, chant and match.



**Which animal is it?**

Its jaws are huge.  
They crush and chew.  
It can walk and swim  
It can hunt for food!  
?Which animal is it :س  
Its jaws are huge... = Crocodile  
Their skin is green,  
Their eyes pop out.  
They can jump and dive,  
They are loud and fun.



2

?Which animal is it :س  
Their skin is green... = Frogs

Listen, point, and circle YES or NO. Practice in pairs.



Can ostriches run?  
Can they fly?

YES / NO  
YES / NO

Ostriches :2س  
Run? YES  
Fly? NO

Can kangaroos fly?  
Can they jump?

YES / NO  
YES / NO

Kangaroos :2س  
Fly? NO  
Jump? YES

Can polar bears swim?  
Can they speak?

YES / NO  
YES / NO

Polar Bears :2س  
Swim? YES  
Speak? NO

Ostriches can run but they can't fly!

Kangaroos \_\_\_\_\_ but \_\_\_\_\_

Polar bears \_\_\_\_\_ but \_\_\_\_\_

Kangaroos :2س  
can jump but  
they can't fly

Polar bears :2س  
can swim but  
they can't speak

## Advice Time

Birds of a feather flock together.





# Fun Time!

## 3 Listen and chant. Write the words.



sunny cloudy rainy snowy



It's **sunny** :س3 and hot.

Sit in the shade and talk.



It's **cloudy** :س3 and gray.

There's no sun today!



It's **rainy** :س3 and wet.

We're not there yet!



It's **snowy** :س3 and cold.

Don't catch a cold!

It's cloudy and cool,

Get out of the pool!



## 4 Talk about the weather in your town.



summer autumn  
winter spring



It's sunny and very hot in summer!

:In my town :س4  
Summer: It's sunny and very hot  
Autumn: It's cloudy and cool  
Winter: It's rainy and cold  
Spring: It's sunny and cool

## I Can

- chant, ask, and talk about animals using "can" or "can't".
- talk about the weather.





# Words in Action

1 Listen and practice. Match words and pictures.

س1: firefighter  
(رجل إطفاء)

س1: computer technician  
(فني كمبيوتر)

س1: astronaut  
(رائد فضاء)

س1: architect  
(مهندس معماري)

س1: pilot  
(طيار)

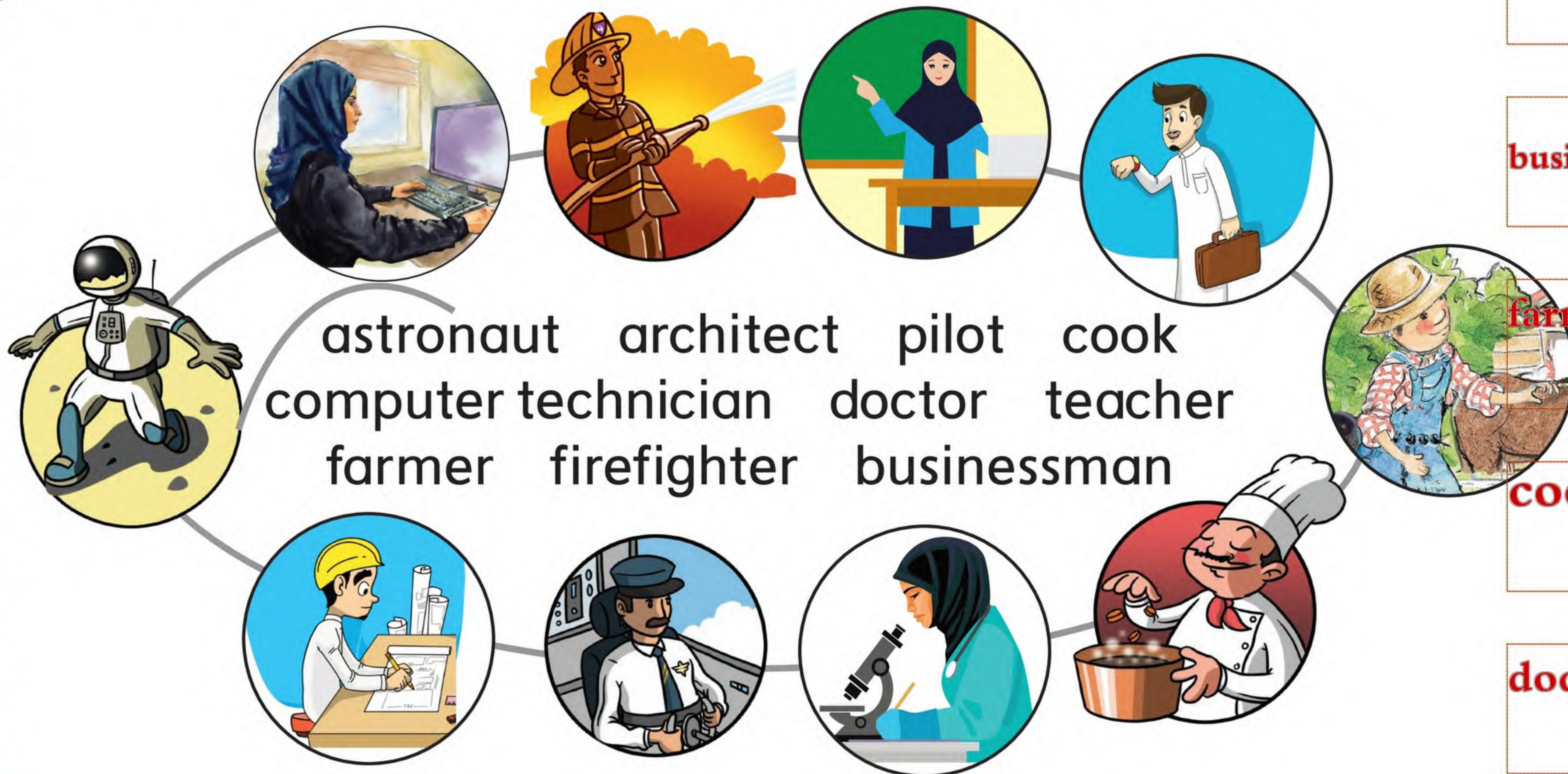
س1: teacher  
(معلمة)

س1: businessman  
(رجل أعمال)

س1: farmer  
(مزارع)

س1: cook  
(طاهي)

س1: doctor  
(طبيب)



2 Ask and answer. Guess.



## Grammar Toolbox

What does he / she do? He / She's a teacher.  
Does he / she work in an office?  
Yes, he / she does. / No, he / she doesn't.  
He/ She works / doesn't work at the airport.





# Fun Time!

She has long, brown hair

3 Listen and match. Practice in pairs and write.



1. He has short, brown hair and brown eyes. He's wearing a thobe and speaking with his friend.

2. long, brown hair, brown eyes, a red jacket, sitting
3. black hair, brown eyes, a green jacket, a white T-shirt, a blue skirt, pink shoes
4. short, blond hair, blue eyes, a blue T-shirt

4 Guess who! Describe someone in your class.

It's Rana :4 س



She has long, brown hair and brown eyes. She's tall. She's standing near the door. What's her name?



I know! It's Rana!

## I Can

- ask and talk about jobs / what someone does.
- talk about someone's appearance using "have", "has".






# Phonics

1 Listen, point and say. Write *ea* or *ee*.



sleep



sh \_ \_ p

sheep : 1 س  
ee



read



m \_ \_ t

meat : 1 س  
ea



head



br \_ \_ d

bread : 1 س  
ea

2 Listen, point, and say.




Look at this picture. There is a man, a woman and a child. It's a small family.



In this picture, there are three men, three women, and five children.

What's that?

It's a tooth.



What are those?

They're teeth.

3 Ask and answer in pairs. Use *that* or *those*.







# Fun Time!

## Places in Town

### 4 Listen, find and write. Practice in pairs.



There's a restaurant on the corner **next to** the bookstore. There's a train station **opposite** the supermarket. There's a gym **between** the supermarket and the bus station. There's a post office **between** the museum and the school. There's a park **near** the supermarket.



## Things in the House

### 5 Listen, read, and circle T or F.



- There's a table between the sofa and the armchair.
- There's a rug behind the bed.
- There's a table opposite the fridge and the stove.

س: 1 : T

T F

س: 2 : F

T F



### 6 Practice in pairs. Make your own sentences.

س: 3 : T

## I Can ...

- make the sounds for ee and ea, use irregular plurals and "that" / "those".
- talk about places in town and things in the house using "there is", "there are".







## Words with -s ending

CD3 02

1 Listen, point, and say.


carrot /  
carrots

pizza / pizzas

orange /  
oranges


CD3 03


2 Look at the picture, write the word, and check ✓ the sound. Then listen and check your answers.


1.  /s/ ☐ /z/ ☒ /ɪz/ ☐  
apples


5.  /s/ ☐ /z/ ☐ /ɪz/ ☐  
/cookies — /z : 5س


2.  /s/ ☐ /z/ ☐ /ɪz/ ☐  
/oranges — /ɪz : 2س

6.  /s/ ☐ /z/ ☐ /ɪz/ ☐  
/chips — /s : 6س

3.  /s/ ☐ /z/ ☐ /ɪz/ ☐  
/peaches — /ɪz : 3س

7.  /s/ ☐ /z/ ☐ /ɪz/ ☐  
sandwiches — /ɪz : 7س

4.  /s/ ☐ /z/ ☐ /ɪz/ ☐  
/onions — /z : 4س

8.  /s/ ☐ /z/ ☐ /ɪz/ ☐  
/potatoes — /z : 8س



# Words with bl, pl Consonant Blends

CD3 04

1 Listen, point, and say. Write *bl* or *pl*.



**bl**  
س: 1  
blouse  
\_\_\_\_\_ ouse



**pl**  
س: 1  
plane  
\_\_\_\_\_ ane

CD3 05

2 Look at the pictures and match with *bl* or *pl*.  
Listen, check, and write.



2.



3.



**bl**

**pl**



5.



4.



black - 6 : 2س

play - 4 : 2س

**1** \_\_\_\_\_ pl ate

\_\_\_\_\_ ack

\_\_\_\_\_ ay

\_\_\_\_\_ ane

\_\_\_\_\_ ue

\_\_\_\_\_ ouse

plane - 5 : 2س

blue - 3 : 2س

blouse - 2 : 2س



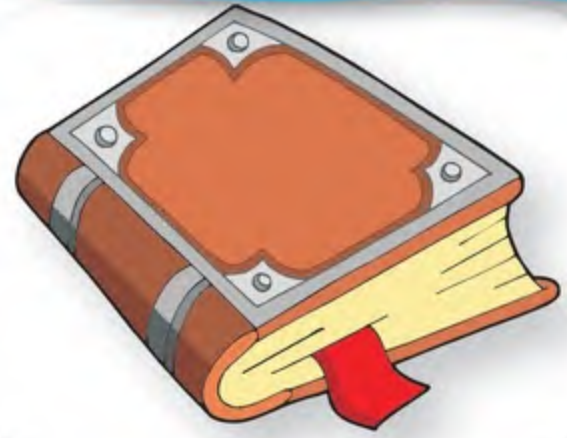


# Words with short and long oo

CD3 06

1 Listen, point, and say.

short oo



book



foot

long oo



zoo



moon

CD3 07

2 Read and circle L for Long or S for Short. Then listen, check, and say.

1.



cook

S:1س L / S

6.



foot

S:6س L / S

11.



tooth

L:11س L / S

2.



balloon

L:2س

L / S

7.



food

L:7س L / S

12.



kangaroo

L:12س

L / S

3.



school

L:3س

L / S

8.



cartoon

L:8س L / S

13.



books

S:13س

L / S

4.



football

S:4س

L / S

9.



boots

L:9س L / S

14.



pool

L:14س

L / S

5.



room

L:5س

L / S

10.



shampoo

S:10س

L / S

15.



spoon

L:15س

L / S





# Words with gr, gl and cr, cl

CD3 08

1 Listen, point, and say.



grass



glass



crab




class

CD3 09

2 Listen to the sound, check ✓, and write. Then draw a line to the right picture.

1. gr ☒ gl ☐ green
2. gr ☐ gl ☐ \_\_\_\_ass
3. gr ☐ gl ☐ \_\_\_\_ue
4. gr ☐ gl ☐ \_\_\_\_ay
5. gr ☐ gl ☐ \_\_\_\_asses

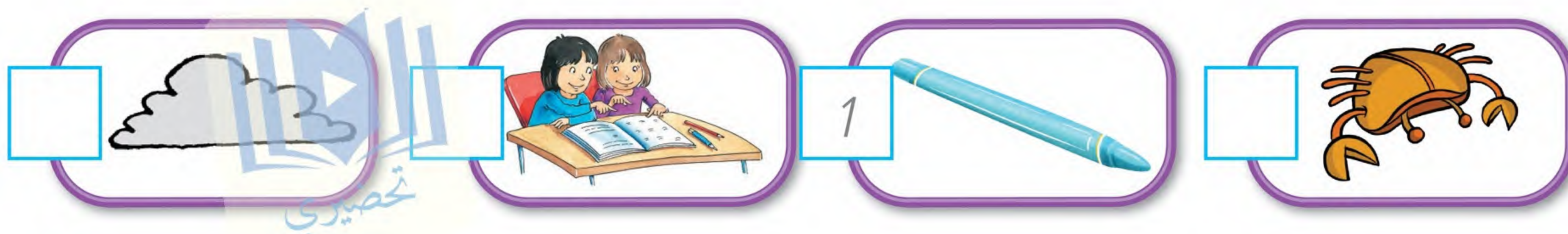


CD3 10

3 Listen and circle the word. Then match with a picture.

- |           |        |       |       |
|-----------|--------|-------|-------|
| 1. crayon | crane  | rayon | clay  |
| 2. club   | crab   | crib  | clot  |
| 3. crowd  | coward | clod  | cloud |
| 4. crush  | class  | lash  | rush  |

س3: 3 = cloud  
= class = 4crayon  
crab = 2 , 1





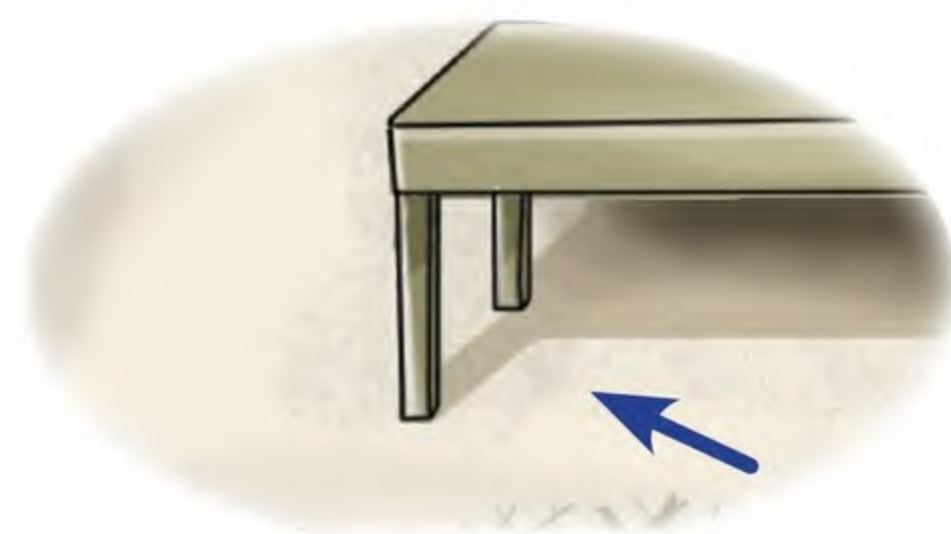
# Words with fl, fr and dr, tr

CD3 11 1 Listen, point, and say.

س1:  
fl → flag  
fr → fruit  
dr → dress  
tr → tree



CD3 12 2 Listen to the sound, check ✓, and write. Then draw a line to the right picture.



1. fl ☐ fr ☒

fr og

2. fl ☐ fr ☐

ower

3. fl ☐ fr ☐

ashlight

4. fl ☐ fr ☐

iends

5. fl ☐ fr ☐

oor

6. dr ☐ tr ☐

eam

7. dr ☐ tr ☐

ink

8. dr ☐ tr ☐

uck

9. dr ☐ tr ☐

unk

10. dr ☐ tr ☐

ain





# Words with br, pr

CD3 13

1 Listen, point, and say. Write *br* or *pr*.



**br**

س1:  
bridge

idge



**pr**


س1:  
prize



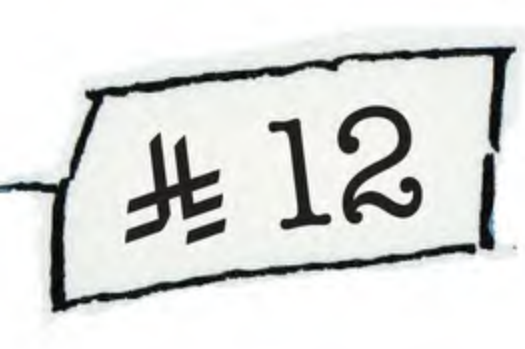

ize

CD3 14

2 Look at the pictures and write *br* or *pr*. Then listen and check.



1.		(س1:2) bread	br ead ✓
2.		(س2:2) prince	ince
3.		(س3:2) bridge	idge
4.		(س4:2) brown	own

5.		(س5:2) present	esent
6.		(س6:2) bracelet	acelet
7.		(س7:2) price	ice
8.		(س8:2) prize	ize

3 Tongue Twister. Read and say this as fast as you can.

My brother prepares prawn sandwiches with brown bread and eats them on the bridge.





# Words with wh, w, h, and ph



Listen, point, and say.



walk



whale



hose



whose



phone



2 Listen and circle the silent letter.

silent w/h

1.	where	w	h
2.	what	w	h

silent w/h

3.	who	w	h
4.	whose	w	h




silent w/h

5.	whales	w	h
6.	white	w	h



3 Listen, circle, and write.

shop ship whale cherry phone whistle photo white

1.		ph <u>wh</u> whale	5.		wh ph
2.		ph sh	6.		sh wh
3.		ch wh	7.		ch sh
4.		wh ph	8.		ch ph



# Words with sm, sn and st, sl

CD3 18 1 Listen, point, and say.



smile



snail



stop



slot

CD3 19 2 Listen and circle *sm*, *sn*, *st*, or *sl*. Then write and match with the right picture.

س1: دائرة sn،  
اكتب snorkel  
طابق مع الغواص (1)

1. sm **sn** st sl sn orkel

2. sm sn st sl ot

3. sm sn st sl first

4. sm sn st sl leep

5. sm sn st sl ile

6. sm sn st sl icker

س2: دائرة sl، اكتب slot  
طابق مع فتحة النقود (2)

س3: دائرة st، اكتب first  
طابق مع (3) 1st

س4: دائرة sl، اكتب sleep  
طابق مع الطفل النائم (4)

س5: دائرة sm، اكتب smile  
طابق مع الوجه المبتسم (5)

س6: دائرة st، اكتب sticker  
طابق مع الملصقات (6)





CD3 20 3 Listen, point, and say. Then say and mime.

Swim and snorkel,  
Watch the fish.  
Starfish, shellfish  
Any fish you wish!

An eel, a shellfish,  
I stop and touch  
And try to catch  
a small red crab!

Snap! Snap! Ouch!






# Words with bl, br, fl, fr, cl, cr, dr

## 1 Write the words and read.

flag green fresh black swan clock  
frog fruit crayon brown



1. a brown crayon

a brown crayon (1:1) س



4. The \_\_\_\_\_ is on  
the \_\_\_\_\_.

The frog is on (4:1) س  
the clock



2. a \_\_\_\_\_

a black swan (2:1) س



3. a \_\_\_\_\_

a green flag (3:1) س



5. The \_\_\_\_\_  
is in the basket.

The fresh fruit is (5:1) س  
in the basket

CD3 21

## 2 Listen, complete, and chant.

The :2 س  
wheels on the  
bus go round  
, and round  
round and  
, round  
round and  
, round  
round and  
, round  
The wheels  
on the bus go  
round and  
, round  
all the way to  
.town

The wheels \_\_\_\_\_ the  
\_\_\_\_\_ round and round,  
round and round,  
round and \_\_\_\_\_.  
The \_\_\_\_\_ on the bus  
go \_\_\_\_\_ and round,  
all the way to town.

The driver on the bus  
says, "Move \_\_\_\_\_ back!"  
"Move on back!"  
"Move on back!"  
The \_\_\_\_\_ on the bus  
says, "Move on back!"  
all the \_\_\_\_\_ town.

The :2 س  
driver on  
the bus says,  
"Move on  
"!back  
Move on"  
"!back  
Move on"  
"!back  
The driver  
on the bus  
says, "Move  
"!on back  
all the way  
.to town





# Long vowel sounds

CD3 22

1 Read and circle the words that don't belong. Then listen, check, and write them in the correct cloud.

1

## Long o sound

go show no tomato shoe snow two

so

س1: الكلمات التي لا تنتمي: shoe, two  
وتكتب في سحابة (Long o): so, toe



## Long u sound

2

glue blue you toe to so who too

shoe

س2: الكلمات التي لا تنتمي: toe, so  
وتكتب في سحابة (Long u): shoe, two



3

## Long i sound

pie bye dry taxi kind line field rain

س3: الكلمات التي لا تنتمي: taxi, field, rain  
وتكتب في سحابة (Long i): sky, tie



8

4

## Long e sound

spaghetti ski piece me eight donkey sky space

taxi

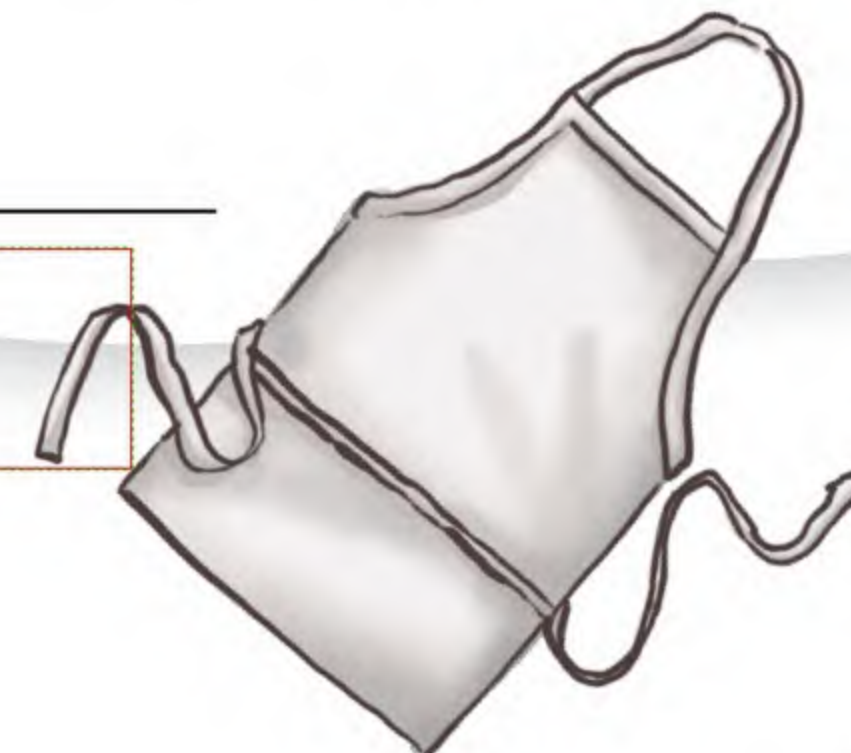
س4: الكلمات التي لا تنتمي: eight, sky, space  
وتكتب في سحابة (Long e): taxi, field, ceiling

5

## Long a sound

able tie shake apron break neighbor ceiling steak weight

س5: الكلمات التي لا تنتمي: tie, ceiling  
وتكتب في سحابة (Long a): rain, eight, space





# Picture Dictionary



airport p15




ambulance p14



bathroom p19




bear p4



bedroom p19



behind p22



bread p40



bus p14



candy p26



chimpanzee p6



comic book p30



crocodile p6







dining room p19



giraffe p3



glue p28  
تخضير



go p12



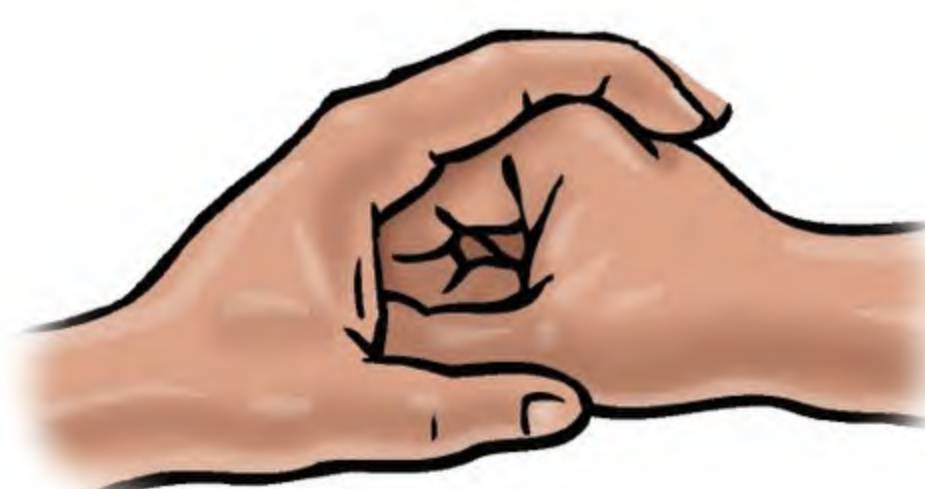
green light p12



hippo p6



hospital p15



in p22




kangaroo p3  
تخضير



kitchen p19



koala p3



light p12  
تخضير








lion p3



meat p40



monkey p4



motorbike p14



next to p22



on p22




ostrich p3



paper p28



pencils p28



pens p28



police car p14



rhino p3







rose p4



school p15



scissors p28




sheep p40



sleep p40



space station p15



stop p12



table p22



tail p4



taxi p14



train p14



truck p14







under p22



wait p12



wallet p30



watch p30





## CD 1 Audio Track List

Track	Unit	Student Book Section
2	1	Exercise 1. Listen and point
3	1	Exercise 4. Find the Animal
4	1	Exercise 1. Chant and mime
5	1	Exercise 2. Listen, say, and match
6	1	Exercise 3. What Animal Is This?
7	1	Exercise 1. Listen, point, and say
8	1	Exercise 3. Animal Two Hints Game
9	1	Exercise 1. Listen, point, and say
10	1	Exercise 2. Listen, point, and say
11	1	Exercise 3. Listen, say, and match
12	1	Exercise 4. Read and number
13	1	Exercise 5. Phonics Race
14	2	Exercise 1. Listen and point
15	2	Exercise 3. Listen, point, and say
16	2	Exercise 4. Which Way Are You Looking?
17	2	Exercise 1. Chant and do the actions
18	2	Exercise 2. Listen, say, and number
19	2	Exercise 3. Traffic Signal Game
20	2	Exercise 1. Listen, point, and say
21	2	Exercise 2. Practice the words in pairs
22	2	Exercise 3. Take a Trip!
23	2	Exercise 1. Listen, say, and match
24	2	Exercise 2. Picture Puzzle
25	3	Exercise 1. Listen and point
26	3	Exercise 4. An Old House
27	3	Exercise 1. Chant and point
28	3	Exercise 2. Listen, say, and match
29	3	Exercise 3. Where? Relay
30	3	Exercise 1. Listen, point, and say

Track	Unit	Student Book Section
31	3	Exercise 3. Listen, say, and match
32	3	Exercise 3. Two Hands Game
33	3	Exercise 1. Read and color
34	3	Exercise 2. Listen and spell
35	3	Exercise 3. Speed-reading
36	4	Exercise 1. Listen and point
37	4	Exercise 4. Word Hunt
38	4	Exercise 1. Chant and point
39	4	Exercise 2. Listen, say, and match
40	4	Exercise 3. Borrowing Things Relay
41	4	Exercise 1. Listen, point, and say
42	4	Exercise 3. Pointing Race
43	4	Exercise 1. Listen, say, and number
44	4	Exercise 2. Read and color
45	4	Exercise 3. Find the numbers and draw lines
46	5	Exercise 1. Listen and say
47	5	Exercise 4. Listen and number
48	5	Exercise 6. Ask and answer in pairs
49	5	Exercise 1. Listen, chant and match
50	5	Exercise 2. Listen, point, and circle
51	5	Exercise 3. Listen and chant
52	5	Exercise 4. Talk about the weather
53	5	Exercise 1. Listen and practice
54	5	Exercise 2. Ask and answer
55	5	Exercise 3. Listen and match
56	5	Exercise 4. Guess who
57	5	Exercise 1. Listen, point, and say
58	5	Exercise 2. Listen, point, and say
59	5	Exercise 4. Listen, find, and write
60	5	Exercise 5. Listen, read, and circle





## CD 2 Audio Track List

Track	Unit	Workbook Section
2	1	Exercise 1. Listen, point, and practice
3	1	Exercise 1. Listen, point, and practice
4	1	Exercise 1. Listen, chant, and mime
5	1	Exercise 1. Listen and say what animal it is
6	1	Exercise 1. Listen, point, and practice
7	1	Exercise 1. Listen to two hints and guess
8	1	Exercise 1. Listen, point, and match
9	1	Exercise 1. Listen and write the missing letters
10	2	Exercise 1. Listen, point, and practice
11	2	Exercise 1. Listen, point, and practice
12	2	Exercise 1. Listen and chant
13	2	Exercise 1. Listen, point, and practice
14	2	Exercise 1. Listen and practice
15	2	Exercise 1. Listen and match
16	2	Exercise 1. Listen, point, and match
17	2	Exercise 1. Listen and write the words
18	3	Exercise 1. Listen, point, and practice
19	3	Exercise 1. Listen and write
20	3	Exercise 1. Listen and chant
21	3	Exercise 1. Listen and practice

Track	Unit	Workbook Section
22	3	Exercise 1. Listen and practice
23	3	Exercise 1. Listen and play
24	3	Exercise 1. Listen and spell
25	3	Exercise 1. Listen and read
26	4	Exercise 1. Listen, point, and practice
27	4	Exercise 1. Listen, point, and practice
28	4	Exercise 1. Listen, chant, and point
29	4	Exercise 1. Listen and practice
30	4	Exercise 1. Listen, point, and practice
31	4	Exercise 1. Listen, point, and practice
32	4	Exercise 1. Listen and read
33	4	Exercise 1. Listen and connect the numbers
34	5	Exercise 1. Listen, point, and practice
35	5	Exercise 1. Listen, point, and say.
36	5	Exercise 1. Listen, point, and chant
37	5	Exercise 1. Listen, point, and chant
38	5	Exercise 1. Listen and practice
39	5	Exercise 1. Listen, read, and number
40	5	Exercise 1. Listen and say
41	5	Exercise 1. Listen and point

## CD 3 Audio Track List

Track	Unit	Phonics Practice
02	1	Exercise 1. Listen, point, and say
03	1	Exercise 2. Look at the picture, write
04	1	Exercise 1. Listen, point, and say
05	1	Exercise 2. Look at the pictures and match
06	2	Exercise 1. Listen, point, and say
07	2	Exercise 2. Read and circle
08	2	Exercise 1. Listen, point, and say
09	2	Exercise 2. Listen to the sound, check
10	2	Exercise 3. Listen and circle
11	2	Exercise 1. Listen, point, and say
12	2	Exercise 2. Listen to the sound, check

Track	Unit	Phonics Practice
13	3	Exercise 1. Listen, point, and say
14	3	Exercise 2. Look at the pictures and write
15	3	Exercise 1. Listen, point, and say
16	3	Exercise 2. Listen and circle
17	3	Exercise 3. Listen, circle, and write
18	3	Exercise 1. Listen, point, and say
19	3	Exercise 2. Listen and circle
20	3	Exercise 3. Listen, point, and say
21	4	Exercise 1. Listen, complete, and chant
22	4	Exercise 1. Read and circle





# Word List

**Airport** p 15, 38  
**Ambulance** p 14  
**Architect** p 38  
**Astronaut** p 38  
**Bathroom** p 19, 21  
**Bedroom** p 19  
**Behind** p 22, 23, 41  
**Bicycle** p 14  
**Bread** p 8, 27, 47  
**Bus** p 8, 10, 14, 15, 41, 50  
**Candy** p 26, 27, 28  
**Car** p 14  
**Chew** p 36  
**Chimpanzees** p 6  
**Chip** p 12  
**Cloud** p 22, 37, 45  
**Comic book** p 30  
**Cook** p 8, 38, 44  
**Crocodile** p 6, 9  
**Crush** p 36, 45  
**Cube** p 8, 9  
**Dining room** p 19  
**Dive** p 36  
**Eat lunch** p 34, 35  
**Eighty** p 33  
**Excuse me.** p 10  
**Feather** p 8, 36  
**Fifty** p 33  
**Firefighter** p 38  
**Flag** p 16, 17, 46, 50  
**Fly** p 16, 36  
**Forty** p 33  
**Fox** p 4, 25, 32  
**Fries** p 20  
**Frog** p 20, 50  
**Front door** p 19  
**Get up** p 34, 35  
**Giraffe** p 3  
**Glue** p 28, 51  
**Go** p 10, 12  
**Green light** p 12

**Here you go.** p 26, 29  
**Hippo** p 3, 6, 9  
**Hospital** p 15  
**Hurry up!** p 21  
**I'll show you around.** p 18  
**In** p 22, 23, 24  
**Kangaroo** p 3, 36, 44  
**Kitchen** p 19  
**Koala** p 3  
**Legs** p 6  
**Let's count them.** p 26  
**Lion** p 2, 3, 5  
**Living room** p 18, 19  
**Meat** p 8  
**Monkey** p 2, 4  
**Moon** p 8  
**Motorbike** p 14  
**Mouths** p 6  
**MP3 player** p 30  
**Next to** p 15, 22, 23, 41  
**Ninety** p 33  
**On** p 22, 23, 24, 28, 32  
**Ostrich** p 36  
**Paper** p 28  
**Peach** p 8  
**Pencils** p 28  
**Pens** p 28  
**Plant** p 16, 17  
**Pilot** p 38  
**Play** p 34  
**Polar bear** p 36  
**Police car** p 14  
**Present** p 20  
**Prize** p 20  
**Quick!** p 21  
**Red light** p 12, 13  
**Rhino** p 3  
**Rocket** p 15  
**Rope** p 4  
**Rose** p 4, 9  
**Row** p 27

**School** p 10, 15, 35, 41, 44  
**Scissors** p 28, 29  
**Seventy** p 33  
**Sheep** p 12  
**Ship** p 12, 48  
**Sixty** p 33  
**Slip** p 12  
**Smart** p 6  
**Smile** p 28, 49  
**Snail** p 28, 49  
**Snake** p 2, 4, 6, 9  
**Space station** p 15  
**Spider** p 32  
**Stop** p 10, 13, 49  
**Stripes** p 6  
**Swan** p 32, 50  
**Swim** p 36, 49  
**Swing** p 32  
**Table** p 22, 41  
**Tail** p 4  
**Taxi** p 7, 14, 51  
**Taxi stand** p 15  
**Teeth** p 6, 40  
**These** p 9, 30, 31  
**Thirty** p 26, 27  
**This** p 30, 40  
**Tiger** p 3, 4  
**Train** p 10, 14, 41  
**Train station** p 10, 15, 41  
**Truck** p 14  
**Trunk** p 4, 6, 7, 9  
**Twenty** p 26  
**Under** p 22, 23, 24  
**Wait** p 12  
**Wallet** p 30  
**Watch** p 30  
**Yard** p 20  
**Yellow light** p 12  
**Zebra** p 3, 6




الحد الأدنى	الرمز	By the end of the year students will be able to:
x	1/7/5	Recognise short and long vowels: (long a as in "dates", long I as in "rice", long o as in "rose", long e as in "teacher", short e as in "bread", long oo as in "food", short oo as in "book", long u as in "computer", short u as in "duck").
x	2/7/5	Recognise and differentiate between the endings of plural nouns (/s/ as in "cats", /z/ as in "birds", /iz/ as in "dresses").
x	3/7/5	Recognise and produce some English digraphs (ch, sh, ph, wh).
x	4/7/5	Recognise and produce some consonant blends (pl, cl).
x	5/7/5	Recognise and produce some English consonant blends (cr as in "crisps", gr as in "green", fr as in "friend", pr as in "prince", pl as in "plant", gl as in "glass", fl as in "fly", sl as in "sleep").
x	6/7/5	Recognise and produce some English consonant blends (br as in "brown", dr as in "dress", tr as in "tree", st as in "star", sp as in "spoon", sn as in "snake", sm as in "small", sw as in "swim").
x	7/7/5	Ask questions using <i>What, Who, Where</i> .
	8/7/5	Identify irregular plural nouns.
	9/7/5	Use the intensifier <i>very</i> .
x	10/7/5	Introduce people to each other, e.g. <i>This is Abdullah</i> .
x	11/7/5	Identify and talk about people using the verb <i>to be</i> .
x	12/7/5	Identify and talk about toys, games and classroom objects.
x	13/7/5	Identify and talk about rooms/items in a house.
x	14/7/5	Describe location using prepositions of place ( <i>in, on, under, next to, between</i> ).
x	15/7/5	Describe physical appearance.
x	16/7/5	Express possession using the verb <i>to have</i> and <i>my/your/his/her/our</i> .
	17/7/5	Describe animals using possessive adjectives ( <i>its, their</i> ).
x	18/7/5	Talk about ability ( <i>can/can't</i> ).
	19/7/5	Ask about number using <i>How many ...?</i> .
	20/7/5	Identify and talk about places in a town and their location using <i>there is, there are</i> and <i>next to, opposite, between</i> .
x	21/7/5	Talk about the weather.
x	22/7/5	Talk about likes and dislikes.
	23/7/5	Talk about food using <i>want</i> and describe different kinds of food and drink using adjectives (e.g. <i>hot/cold/sweet/sour/salty</i> ).
x	24/7/5	Make suggestions using <i>Let's</i> .
x	25/7/5	Ask about and tell the time ( <i>o'clock</i> only).
	26/7/5	Identify and talk about the days of the week, months and seasons.
x	27/7/5	Ask and respond to simple sentences about everyday activities in the Present Simple tense using the first and second person singular.
x	28/7/5	Greet someone politely at different times of the day, e.g. <i>Good morning/afternoon/evening</i> . Say <i>Goodbye/Good night</i> .
x	29/7/5	Identify and talk about different times of the day (morning, afternoon, evening, night).
x	30/7/5	Identify prepositions of time ( <i>in, on, at</i> ).
	31/7/5	Ask about activities happening at the moment of speaking using the Present Progressive (Affirmative, Negative, Interrogative and short answers).
x	32/7/5	Identify occupations and talk about what someone does using the Present Simple (Affirmative, Negative, Interrogative and short answers).
	33/7/5	Ask and answer about possession using the Possessive Case and <i>whose</i> .
	34/7/5	Identify and talk about clothes.
x	35/7/5	Follow a short simple text while listening to the audio recording.

Listening and Speaking





الحد الأدنى		By the end of the year students will be able to:	الرمز
x	Reading	Read and count cardinal numbers to 100.	36/7/5
		Read and count ordinal numbers from 1 <sup>st</sup> to 10 <sup>th</sup> .	37/7/5
x		Read and comprehend simple sentences.	38/7/5
x		Read simple short illustrated stories.	39/7/5
x	Writing	Spell accurately a small number of high frequency words.	40/7/5
x		Write short simple words/phrases to complete a paragraph.	41/7/5
x		Write short simple sentences to convey basic personal information.	42/7/5
x		Apply basic rules of punctuation (e.g. use capital letters, full stops, commas, question marks).	43/7/5
x		Write short answers to written questions.	44/7/5
		Use the definite and indefinite article (a/an, the).	45/7/5
x		Refer to people and things using demonstratives (this/that/these/those).	46/7/5
		Link ideas with commas and <i>and</i> .	47/7/5
		Link ideas with <i>but</i> .	48/7/5
		Link ideas with <i>or</i> .	49/7/5





WORKBOOK  
2



WE CAN!



وزارة التعليم  
Ministry of Education  
2025 - 1447

Mc  
Graw  
Hill





# Contents

Workbook		
Unit 1	Wild Animals	64
Unit 2	From Here to There	72
Unit 3	My House	80
Unit 4	My Things	88
Unit 5	My Day, Animals, Places	96

## We Can! Student's Book 2

We Can! Copyright © 2009 by McGraw-Hill Education

Adaptation Copyright © 2025 by McGraw-Hill Education (UK) Limited

Published by arrangement with McGraw Hill LLC

ALL RIGHTS RESERVED. NO PART OF THIS BOOK MAY BE REPRODUCED OR TRANSMITTED IN ANY FORM OR BY ANY MEANS, ELECTRONIC OR MECHANICAL, INCLUDING PHOTOCOPYING, RECORDING OR BY INFORMATION STORAGE AND RETRIEVAL SYSTEMS, WITHOUT PERMISSION IN WRITING FROM MCGRAW HILL.

ISBN-13: 9781398962415

ISBN-10: 1398962414

## Series consultant: Mayumi Tabuchi

**Project manager:** Judy MacDonald, **Development editor:** Steve Longworth, **Editor:** Anne Tseng,

**Production manager:** Alfonso Reyes, **Designer:** Kate Vandestadt, Vandestadt Design, **Design supervision:** Peter Shaw



[www.mheducation.com](http://www.mheducation.com)

© 2025. Exclusive rights by McGraw-Hill Education (UK) Limited for manufacture and export. This book cannot be re-exported from the country to which it is sold by McGraw-Hill Education (UK) Limited.



# Unit 1 Wild Animals

## Goal 41 CD2 02 Wild Animals: Talk Time

I can act out the talks about wild animals.

I listened to CD2 02 ☐ ☐ ☐ ☐ ☐ ☐ ☐ ☐ days this week.

Name

س: **Name**  
**Ahmed**

س: **Class**  
**1A**

س: **Goal 41**  
**7**

### 1 Listen, point, and practice. Trace.


A Look! It's a baby monkey.



Monkeys  
are cute!

س: **Monkeys are cute!**

A Look! It's an elephant.



Elephants  
are big!

س: **Elephants are big!**

### 2 Draw a monkey and an elephant. Give them names that you like and write them.

monkey

س: **monkey Name: 2**  
**Momo**

Name: \_\_\_\_\_

elephant

س: **elephant Name: 2**  
**Ellie**

Name: \_\_\_\_\_





## Goal 42 CD2 03 Wild Animals: Talk Time

I can tell friends the names of six wild animals using the animal chart.

I listened to CD2 03 ☐ ☐ ☐ ☐ ☐ ☐ ☐ ☐ ☐ ☐ days this week.

Name \_\_\_\_\_

س: Name

(يكتب الطالب اسمه)

Class \_\_\_\_\_

س: Class

(يكتب الطالب فصله)



### 1 Listen, point, and practice. Trace.



1. giraffe



2.

س: zebra



3. ostrich




4.


س: lion



5. hyena



6. elephant




7. chimpanzee



8.


س: hippo



9. rhinoceros



10. snake



11. kangaroo



12.


س: koala



13. iguana



14. polar bear



15.

س: tiger

### 2 Point to and say six animals that you like.

س: 2: giraffe, zebra, lion, elephant, kangaroo, tiger





## Goal 43 CD2 04 Wild Animals: Rhythms and Listening

I can chant the *Animal* chant.

I listened to CD2 04 ☒ ☒ ☒ ☒ ☒ ☒ ☒ days this week.

Name \_\_\_\_\_ Class \_\_\_\_\_



1 Listen, chant, and mime. Trace.



I will catch a monkey, **س1: a monkey**

By the toes, by the toes.

I will catch a monkey, by the toes!

... a monkey by **س1: an elephant** the toes!



I will catch an elephant, by the trunk!

... an elephant by the trunk!



... a tiger, by the tail! **س1: a tiger**

... a tiger by the tail!



... a snake, by the head! **س1: a snake**

... a snake by the head!



... a bear, by the nose! **س1: a bear**

... a bear by the nose!







## Goal 44 CD2 05 Wild Animals: Rhythms and Listening

I can play the What Animal Is This? Game with a partner.

I listened to CD2 05 ☒ ☒ ☒ ☒ ☒ ☒ ☒ days this week.

Name \_\_\_\_\_ Class \_\_\_\_\_



1 Listen and say what animal it is.

2 Trace and copy.



1. It's an elephant.

س 2: 1. It's an elephant.



2. It's a monkey.

س 2: 2. It's a monkey.



3. It's a tiger.

س 2: 3. It's a tiger.

3 Draw lines and match.

س 3: 1. tiger → صورة النمر (يمين)  
2. snake → صورة الثعبان (يسار)  
3. elephant → صورة الفيل (وسط)



1. tiger

2. snake

3. elephant





## Goal 45 CD2 06 Wild Animals: Words in Action

I can say something about three wild animals.

I listened to CD2 06 ☒ ☒ ☒ ☒ ☒ ☒ ☒ days this week.

Name \_\_\_\_\_ Class \_\_\_\_\_



### 1 Listen, point, and practice. Trace.



Elephants are big.



Zebras have stripes.



Snakes have no arms or legs.

Snakes are long.



Hippos have big mouths.

Chimpanzees are smart.



### 2 Finish the sentences.

س1: Elephants are big.

1. Elephants are \_\_\_\_\_.

س2: Zebras have stripes.

2. Zebras have \_\_\_\_\_.

3. Hippos have \_\_\_\_\_.

4. Snakes are \_\_\_\_\_.







## Goal 46 CD2 07 Wild Animals: Words in Action



I can play the Animal Two Hints Game.

I listened to CD2 07 ☒ ☒ ☒ ☒ ☒ ☒ ☒ days this week.

Name \_\_\_\_\_ Class \_\_\_\_\_

- 1 Listen to two hints and guess what the animals are.
- 2 Write the animal names.

1.		+		=	س1: elephant
2.		+		=	س2: zebra
3.		+		=	س3: crocodile
4.		+		=	س4: chimpanzee
5.		+		=	س5: hippo

### Hint Words

hippo

crocodile

chimpanzee

elephant

zebra





## Goal 47 CD2 08 Wild Animals: Phonics

I can listen, point, and match pictures, words, and letters.

I listened to CD2 08 ☒ ☒ ☒ ☒ ☒ ☒ ☒ days this week.

Name \_\_\_\_\_ Class \_\_\_\_\_



### 1 Listen, point, and match. Copy.

1. bread



↔ peach : 1س  
الصورة 1  
(واكتب: peach)

2. bus



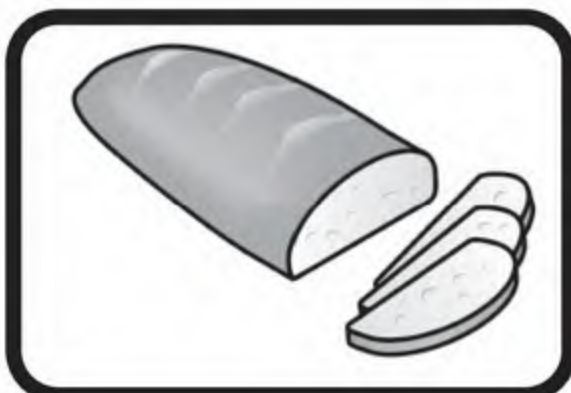
↔ feather : 1س  
الصورة 2  
(واكتب: feather)

3. cup



↔ meat : 1س  
الصورة 3  
(واكتب: meat)

4. cube



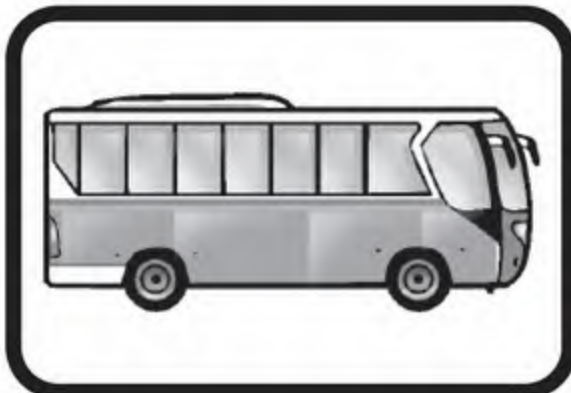
↔ bread : 1س  
الصورة 4  
(واكتب: bread)

5. peach



↔ cube : 1س  
الصورة 5  
(واكتب: cube)

6. feather



↔ bus : 1س  
الصورة 6  
(واكتب: bus)

7. meat



↔ cup : 1س  
الصورة 7  
(واكتب: cup)

### 2 Read and draw.

boot

س2: boot  
ارسم حذاء في المربع الأول

book

س2: book  
ارسم كتابًا في المربع الثاني







## Goal 48

CD2 09

## Wild Animals: Phonics

I can say, read, and write the sounds for ea, peach and ea, head; u, duck; u\_e, cube; oo, book and oo, boot by myself.

I listened to CD2 09 ☒ ☒ ☒ ☒ ☒ ☒ ☒ days this week.

Name \_\_\_\_\_ Class \_\_\_\_\_



1

Listen and write the missing letters.

1.



r\_\_s\_\_

(س:1 :1)  
rose

2.



m\_\_ \_\_n

(س:1 :2)  
moon

3.



f\_\_x

(س:1 :3)  
fox

4.



b\_\_s

(س:1 :4) bus

5.



b\_\_ \_\_k

(س:1 :5)  
book

6.



c\_\_b\_\_

(س:1 :6) cube

2


Find the words in your book and copy them.

1.



feather (س:2 :1)

2.



meat (س:2 :2)

3.



bread (س:2 :3)

4.



boot (س:2 :4)

5.



cook (س:2 :5)





# Unit 2 From Here to There

## Goal 49 CD2 10 From Here to There: Talk Time

I can act out the talks about directions and going places with a partner.

I listened to CD2 10 \_\_\_\_\_ days this week.

Name: \_\_\_\_\_  
اسم الطالب

Class: \_\_\_\_\_  
فصل الطالب

### 1 Listen, point, and practice. Trace.

A Excuse me. Where's the train station?

B Walk straight and turn left.

س1: Walk straight and turn left.

A Thanks.

س1: I walk.

A How do you go to school?

B I walk. How about you?

A I go by school bus.

س1: I go by school bus.

